



Aug. 30 • 3:42 p.m. • College Park, Md.
Capital One Field at Byrd Stadium
(51,802)
Surface: FieldTurf
Live Stats: umterps.com

Television (BTN)

Joe Beninati Play-by-Play
 Scott McBrien Color Analyst
 Frank Hanrahan Sideline

Radio

Maryland Sports Radio Network

Baltimore flagship 105.7 WJZ-FM; Washington, D.C.,
 flagship ESPN 980 AM

Johnny Holliday Play-by-Play
 Tim Strachan Color Analyst
 Steve Suter Sideline

Satellite Radio

135 (Sirius), 196 (XM), 196 (SiriusXM)



Looking Ahead

USF Bulls

Date Saturday, Sept. 6, 2014
 Location Tampa, Fla.
 Stadium Raymond James Stadium (65,787)
 Kickoff 3:30 p.m.
 Series First Meeting
 TV CBS Sports Network

Coaching Staff

Randy Edsall Head Coach
 Mike Locksley (b) Offensive Coord./Quarterbacks
 Brian Stewart (f) Defensive Coord./Defensive Backs
 Andre Powell (f) Special Teams Coord./Running Backs
 Lyndon Johnson (f) Asst. Head Coach/Outside Linebackers
 Keith Dudzinski (b) Inside Linebackers
 John Dunn (b) Tight Ends/Recruiting Coordinator
 Keenan McCardell (f) Wide Receivers
 Greg Studrawa (f) Offensive Line
 Chad Wilt (f) Defensive Line

Graduate Assistants: Colin Bauer, Cody Catalina, Travis

Manger and A.J. Reisig

Key: Booth (b); Field (f)

MARYLAND TERRAPINS



0-0, 0-0 Big Ten
Head Coach: Randy Edsall
Streak: Lost 1*

*Dates back to 2013

JAMES MADISON DUKES



0-0, 0-0 CAA
Head Coach: Everett Withers
Streak: Lost 3*

*Dates back to 2013

WHAT'S INSIDE: Series Notes • Page 3 • Depth Chart • Page 7 • 2013 Statistics • Page 20

OPENING DRIVE

By The Numbers

- 1** Maryland opens its 2014 season and its inaugural season as a member of the Big Ten Conference with a 3:42 p.m. kickoff against James Madison Saturday at Capital One Field at Byrd Stadium.
- 4** Randy Edsall will be looking for his fourth straight season-opening win as the head coach of Maryland. Edsall is 10-5 all-time in season openers as a head coach and has won 10 of his last 11.
- 4** Maryland has won four straight season openers and nine of its last 10. The Terps lone loss during that span came at 12th-ranked California to open the 2009 season.
- 10** Maryland has won 10 straight season openers at Capital One Field at Byrd Stadium including a 23-15 victory over James Madison on Sept. 5, 1998. The Terps last lost a home opener against Ohio on Sept. 6, 1997.
- 27** Under Randy Edsall, Maryland has averaged just over 27 points (27.3) per game in its three previous season openers. Last season, the Terps opened with a 43-10 win over FIU.
- 29** Last season, Maryland went 4-0 in non-conference action outscoring its opponents by an average margin of 29.5 points per game.
- 76** With a win over James Madison, Maryland would improve to 76-44-2 all-time in season openers



umterps.com

MarylandPride.com



[/marylandterrapinsofficialpage](https://www.facebook.com/marylandterrapinsofficialpage)
[/MarylandFootball](https://www.facebook.com/MarylandFootball)



[@umterps](https://twitter.com/umterps)
[@MarylandPride](https://twitter.com/MarylandPride)
[@RandyEdsall](https://twitter.com/RandyEdsall)



[/marylandathletics](https://www.youtube.com/marylandathletics)
[/MarylandPrideFB](https://www.youtube.com/MarylandPrideFB)



[/marylandterrapins](https://www.instagram.com/marylandterrapins)
[/marylandpride](https://www.instagram.com/marylandpride)

Maryland Schedule

Date	Opponent	Result/Time	TV	Series
Aug. 30	James Madison	3:30 p.m.	BTN	Maryland leads 2-0
Sept. 6	@USF	3:30 p.m.	CBSSN	First all-time meeting
Sept. 13	West Virginia	Noon	BTN	West Virginia leads 26-22-2
Sept. 20	@Syracuse	TBA	TBA	Syracuse leads 19-14-2
Sept. 27	@Indiana*	TBA	TBA	Indiana leads 2-0
Oct. 4	Ohio State*	TBA	TBA	First all-time meeting
Oct. 18	Iowa*	Noon	ESPN/ABC or BTN	First all-time meeting
Oct. 25	@Wisconsin*	Noon	ESPN/ABC or BTN	First all-time meeting
Nov. 1	@Penn State*	TBA	TBA	Penn State leads 35-1-1
Nov. 15	Michigan State*	8 p.m.	BTN	Michigan State leads 4-1
Nov. 22	@Michigan*	TBA	TBA	Michigan leads 3-0
Nov. 29	Rutgers*	TBA	TBA	Maryland leads 5-4

MONDAY	TUESDAY	WEDNESDAY	THURSDAY	FRIDAY	SATURDAY	SUNDAY
OFF	<p>Randy Edsall Press Conference - 12:30 p.m. (Press Box)</p> <p>Player Availability - 1 p.m. (Press Box)</p> <p>Randy Edsall Big Ten Coaches Teleconference - 1:12 p.m. (Contact Matt Taylor for call-in information.)</p> <p>Practice (Closed to Media)</p>	<p>Mike Locksley Availability - 11:45 a.m. (Press Box)</p> <p>Brian Stewart Availability - Noon (Press Box)</p> <p>Player Availability - 12:15 p.m. (Press Box)</p> <p>Practice (Closed to Media)</p>	<p>Randy Edsall Radio Show - 7 p.m. (Buffalo Wild Wings College Park)</p> <p>Practice (Closed to Media)</p>	<p>Walk-Thru (Closed to Media)</p>	<p>Game 1 Maryland vs. James Madison - 3:30 p.m. (BTN)</p>	<p>Randy Edsall Teleconference - 4 p.m. (Contact Matt Taylor for phone number and access code.)</p> <p>Practice (Closed to Media)</p>

Maryland Media Relations

Matt Taylor (Primary)

Assistant AD/Football Communications

Emailtaylormd@umd.edu
 Phone301-314-7065 (O)
703-405-9274 (C)

Matt Bertram (Secondary)

Assistant Director, Athletics Media Relations

Emailmbertram@umd.edu
 Phone301-314-8093 (O)
347-266-3480 (C)

Zack Bolno

Sr. Associate AD/Strategic Communications & Media Relations

Emailzbolno@umd.edu
 Phone.....301-314-1482 (O)

Important Telephone Numbers

Media Relations Office.....301-314-7064
 Capital One Field at Byrd Stad. Press Box.....301-405-7810
 Football Office301-314-7095
 Media Relations Fax.....301-314-9094

Interviews

Media interviews with all Maryland players and coaches must be arranged through the Maryland Media Relations Department. Contact **Matt Taylor**, assistant athletics director/football communications, at taylormd@umd.edu or at 301-314-7065 to arrange interviews with head coach Randy Edsall and Maryland players. Members of the media may also contact **Matt Bertram**, assistant director of media relations, at mbertram@umd.edu or at 301-314-8093 to arrange player interviews.

MEDIA GUIDELINES

Season Practice Policy

Practices, which are normally scheduled for Sunday, Tuesday, Wednesday and Thursday, are closed to the media and public. Friday walk-throughs (home and away) are also closed. Contact Matt Taylor for photo and B-roll requests.

Postgame Media Availability

At home, Edsall will address the media in Glazer Auditorium of the Gossett Football Team House. Players will follow Edsall. On the road, Edsall and players will address the media at a designated location. The locker room is closed and interviews are not permitted on the field at the conclusion of any game.

2014 Big Ten Football Coaches

Teleconference (Eastern Time)

Pat Fitzgerald, Northwestern	Noon
Brady Hoke, Michigan	12:08 p.m.
Gary Andersen, Wisconsin	12:16 p.m.
Bo Pelini, Nebraska	12:24 p.m.
Mark Dantonio, Michigan State	12:32 p.m.
Kirk Ferentz, Iowa	12:40 p.m.
Jerry Kill, Minnesota	12:48 p.m.
Kyle Flood, Rutgers	12:56 p.m.
Tim Beckman, Illinois	1:04 p.m.
Randy Edsall, Maryland	1:12 p.m.
Darrell Hazell, Purdue	1:20 p.m.
James Franklin, Penn State	1:28 p.m.
Urban Meyer, Ohio State	1:36 p.m.
Kevin Wilson, Indiana	1:44 p.m.

Parking for Media Availability

Parking will be available on the concourse of Capital One Field at Byrd Stadium. Enter at Gate E, which is located on the North side of Byrd Stadium on Stadium Drive. Turn left and park against the brick walls. The press box in Tyser Tower may be accessed by utilizing elevator 1 on the concourse. The press box is located on the fifth floor.

Credentials

Single-game credential requests should be submitted to Matt Taylor (taylormd@umd.edu) at least one week prior to the home date. Requests should be submitted at <http://www.sportssystem.com/clients/maryland>. For outlets requesting overnight delivery of credentials, please supply the Maryland Media Relations Department with a FedEx account number.

Social Media

Twitter fan feeds for the athletic department (@umterps), the football program (@MarylandPride) and head coach Randy Edsall (@RandyEdsall) are available. Our Facebook home is located at <http://www.facebook.com/marylandterrapinsofficialpage> along with the football program at <http://www.facebook.com/MarylandPride>. On Instagram, you can follow Maryland athletics (/marylandterrapins) and the football program (/MarylandPride) with content also available on YouTube for the athletics department (/marylandathletics) and the football team (/MarylandPrideFB).

collegepressbox.com

Collegepressbox.com is the official media website for NCAA FBS football. Access and download weekly game notes, quotes, statistics, media guides, headshots, logos and more for each conference and its member schools. Login information will be distributed to accredited media or you can apply for a password by sending an e-mail to: password@collegepressbox.com.

JMU AT A GLANCE



2014 SCHEDULE

Aug. 30	@ Maryland	3:30 p.m.
Sept. 6	@ Lehigh	12:30 p.m.
Sept. 13	St. Francis (PA)	4 p.m.
Sept. 20	@ Villanova	12:30 p.m.
Sept. 27	Delaware	4 p.m.
Oct. 4	@ Albany	6 p.m.
Oct. 11	Towson	12:30 p.m.
Oct. 25	@ Charlotte	Noon
Nov. 1	William & Mary	3:30 p.m.
Nov. 8	@ Stony Brook	1 p.m.
Nov. 15	@ Richmond	12:30 p.m.
Nov. 22	Elon	Noon

2013 RETURNING STATISTICAL LEADERS

Rushing	No.	Yds.	Avg.	Lg.	TD
Khalid Abdullah	68	347	5.1	38	3

Passing	C-A-I	Pct.	Yds.	Lg.	TD
Daniel Schiele	0-4-0	00.0%	0	0	0

Receiving	No.	Yds.	Avg.	Lg.	TD
Daniel Brown	42	665	15.8	56	8
Brandon Ravenel	20	312	15.6	71	1

Defense	U-A	Total	Sacks	TFL
Gage Steele	43-63	106	3.0	5.0
Dean Marlowe	36-41	77	0.5	0



RECORD: 6-6, 3-5 CAA*

Home: 6-1; Away: 0-5

Neutral: 0-0

* 2013 Record

- The Dukes won five of seven games to start last season before fading down the stretch to a 6-6 mark.
- Dean Marlowe keys the defense for the Dukes. The senior free safety was named to the preseason All-CAA team after earning second team All-CAA honors after last season. Marlowe recorded 77 total tackles and added one interception in 12 games.
- Daniel Brown is the big play threat for James Madison. In 11 games last season, Brown scored eight touchdowns and averaged 15.8 yards per reception. He also led the Dukes in catches (42) and receiving yards (665).
- Georgia Tech transfer Vad Lee is a familiar foe for the Terps. The quarterback started in the Yellow Jackets' 33-13 win over the Terps in 2012, running for 64 yards and two scores.
- Head coach Everett Withers is in his first year at the helm in Harrisonburg. A 26-year coaching veteran, Withers arrives after a stint at Ohio State, where he served as assistant head coach, co-defensive coordinator and safeties coach for the past two seasons. Withers was also previously the interim head coach and defensive coordinator at North Carolina.

SERIES HISTORY:

Maryland vs. James Madison

Maryland leads 2-0

Home: 2-0 / Away: 0-0

Neutral: 0-0

First Meeting: Sept. 5, 1998 / Home / W, 23-15

Last Meeting: Sept. 12, 2009 / Home / W, 38-35 (ot)

Most points scored vs. James Madison:

Overall & Home: 38 (38-35 win in overtime on Sept. 12, 2009)

Away: N/A

Most points given up vs. James Madison:

Overall & Home: 35 (38-35 win in overtime on Sept. 12, 2009)

Away: N/A

Number of Shutouts:

Maryland: 0 James Madison: 0

Largest Margin of Victory:

(8) 23-15 on Sept. 5, 1998

Largest Margin of Defeat:

N/A

Year	Site	Final
1998	College Park	W 23-15
2009	College Park	W 38-35 (OT)

ALL-TIME HIGHS vs. JAMES MADISON

A list of the best performances by the Terrapins in the two previous meetings against the Dukes:

RUSHING PERFORMANCES

Player	No.-Yds	Year
Da'Rel Scott	17-68	2009
Harold Westley	20-68	1998
Chris Turner	7-28	2009

RECEIVING PERFORMANCES

Player	No.-Yds	Year
Torrey Smith	8-80	2009
Jermaine Arrington	5-78	1998
Moises Cruz	5-62	1998

PASSING PERFORMANCES

Player	C-A-I, Yds., TDs	Year
Chris Turner	25-38-1, 236, 1 TD	2009
Ken Mastrole	15-24-0, 181, 0 TDs	1998

MARYLAND-JMU CONNECTIONS

- The Terps and Dukes have two family connections. Redshirt freshman wide receiver/defensive back Jordan Brown is the younger brother of Maryland starting quarterback C.J. Brown. In addition, Maryland freshman defensive back Daniel Ezeagwu's twin brother David plays linebacker for the Dukes.
- Dukes redshirt senior tackle Erik Buchholz is the brother of former Maryland football player and wrestler Carl Buchholz.
- Maryland freshman punter Lee Shrader played with Dukes redshirt freshman tailback Cardon Johnson at Warwick High School in Newport News, Va. Terp redshirt freshman

TALE OF THE TAPE

UMD	CATEGORY	JMU
26.2	Scoring Offense	28.3
25.3	Scoring Defense	24.1
148.4	Rushing Offense	172.6
248.5	Passing Offense	234.4
396.9	Total Offense	407.0
149.3	Rushing Defense	98.6
225.1	Passing Defense	251.3
374.4	Total Defense	349.8

*2013 Stats

RETURNING LEADERS COMPARISON

CATEGORY	MD	JMU
Touchdowns	C. Brown (12)	D. Brown (8)
Passing Yards	C. Brown (2242)	N/A
Passing Eff.	C. Brown (135.9)	N/A
Rushing Yards	B. Ross (776)	Abdullah (347)
Receiving Yards	L. Jacobs (640)	D. Brown (665)
Receptions	L. Jacobs (47)	D. Brown (42)
Tackles	Davis (102)	Steele (106)
Sacks	Monroe (9.5)	B. Lee (6.5)
Interceptions	Davis (2)	K. Williams (3)
Punting Avg.	Renfro (40.8)	Amone (39.4)
Punt Return Avg.	Likely (12.8)	Marlowe (7.4)
Kickoff Return Avg.	Likely (26.0)	Simmons (24.4)
Kicking	Craddock (84.0)	N/A

defensive lineman Malik Jones and Dukes redshirt freshman linebacker Kyre Hawkins shared the field at Dunbar High School in Baltimore.

- James Madison's redshirt senior wide receiver Ryan Dixon and Terps sophomore running back Joe Riddle both played at Linganore. Redshirt sophomore offensive lineman Mitchell Kirsch played for St. John's College High School, the same program that produced Terrapin freshman quarterback Will Ulmer and senior defensive lineman Andre Monroe. Dukes redshirt freshman defensive end Andrew Ankrah and Terps senior linebacker Alex Twine both played for Quince Orchard High School.
- James Madison has 13 players from the state of Maryland. The Terps boast four players from the state of Virginia.

ON THE OFFENSE

Preseason Honors

Sal Conaboy, OL

Allstate AFCA Good Works Team Nominee
Rimington Trophy Watch List

Brad Craddock, K

Lou Groza Award Watch List
Second Team All-Big Ten Athlon
Second Team All-Big Ten Phil Steele

Yannik Cudjoe-Virgil, LB

Butkus Award Watch List

Stefon Diggs, WR

Biletnikoff Award Watch List
Maxwell Award Watch List
Paul Hornung Award Watch List
Walter Camp Award Watch List
Second Team All-American Specialist Athlon
Third Team All-American Offense Phil Steele
Second Team All-America Specialist Sports Illustrated
First Team All-Big Ten Offense Athlon
First Team All-Big Ten Offense Phil Steele
First Team All-Big Ten Offense Sporting News

Cole Farrand, LB

Lott IMPACT Trophy Watch List
Third Team All-Big Ten Athlon
Third Team All-Big Ten Phil Steele

William Likely, DB

First Team All-Big Ten Specialist Athlon
Third Team All-Big Ten Specialist Phil Steele
Fourth Team All-Big Ten Defense Phil Steele

Andre Monroe, DL

Third Team All-Big Ten Athlon
Third Team All-Big Ten Phil Steele

Matt Robinson, LB

Fourth Team All-Big Ten Phil Steele

By The Numbers

- 2** Through two seasons, wide receiver **Stefon Diggs** is averaging 156.0 all-purpose yards per game, an average that ranks second nationally among returning FBS players.
- 5** Quarterback **C.J. Brown** holds five of the top-10 rushing performances by a quarterback in school history including a school-record 162-yard performance against Clemson on Oct. 15, 2011.
- 14.05** Maryland's passing attack averaged 14.05 yards per completion in 2013. It marked the highest average by a Terrapin team since 2003 (15.0 ypc) and ranked 16th nationally.
- 17** Of Maryland's 230 receptions a season ago, the Terps return 182 of them. That mark is the 17th-highest total in the country entering the opening weekend.
- 22** The number of career starts for senior center and Rimington Award candidate **Sal Conaboy**. Conaboy's 22 career starts is the most on the offensive side of the ball. Maryland returns four of its five starters along the offensive line from a season ago.
- 25** Senior quarterback **C.J. Brown** was responsible for 25 touchdowns a year ago. His single-season total was the most since Scott Milanovich posted a school record 29 touchdowns in 1993. Brown's single-season total tied Scott McBrien (25, 2003) for a senior class record.
- 30** All-American candidate **Stefon Diggs** is the only member of the Maryland receiving corps to total 30 or more receptions in the last two seasons (54 in '12 and 34 in '13).
- 97.5** Maryland ranks first nationally amongst FBS schools returning 97.5 percent of its total offensive yards from 2013 (5,160 yards).
- 3,231** Last season, Maryland eclipsed the 3,000-yard passing mark for the first time since 1994 (3,037). Its mark of 3,231 yards passing is the third-highest total in school history and the most since 1993 (3,823).





Breakin' Down Brown

Quarterback **C.J. Brown** returns under center for his final year in College Park with 3,084 yards passing and 1,162 yards rushing for his career. Last season, Brown became the first Maryland quarterback to throw for 2,000 or more yards (2,242) and rush for 500 or more yards (576) in a single season. His 576 yards rushing set a Maryland single-season record for a QB. For his career, Brown has seven 100-yard rushing games, which is the second-highest active total in the Big Ten behind Ohio State's Braxton Miller (14), and holds five of Maryland's top -10 rushing performances for a quarterback in school history.

- Brown's seven 100-yard rushing games not only is the second-highest active total in the Big Ten behind the Buckeye's Braxton Miller, but it is tied for fifth all-time in program history with Louis Carter (1972-74). LaMont Jordan (1997-2000) holds the Terrapin career record with 18 100-yard rushing games.
- In addition, his seven 100-yard rushing performances are the highest total among the 105 members of the 2014 Maryland roster. Running back **Brandon Ross** is second on the team with four career 100-yard rushing games.
- Brown rushed for 100-yards or more in four games last season, which tied for the eighth-highest single-season total in school history. Steve Atkins (1978) and Charlie Wysocki (1980) hold the school record with eight 100-yard rushing performances.
- Brown became the first quarterback in Maryland history to pass for 200 or more yards and rush for 100 or more yards in four or more games in 2013.
- Last season, Brown averaged 13.51 yards per pass completion. His average was the 24th highest nationally and third highest in the Big Ten.

In Maryland History...

Rushing

Rushing Yards (QB) - Season

1. C.J. Brown (Sr.), 2013	576
2. C.J. Brown (So.), 2011	574
3. Mark Manges (Jr.), 1976	448
4. Ben Kinard (Jr.), 1973	366
5. Shaun Hill (Sr.), 2001	309

Yards Per Carry - Season

1. Chet Hanulak (Sr.), 1953	9.78
2. Ed Modzelewski (Sr.), 1951	7.38
3. C.J. Brown (So.), 2011	7.27
4. Lu Gambino (Sr.), 1947	7.23
5. Chet Hanulak (Jr.), 1952	6.29

Rushing Yards (QB) - Game

1. C.J. Brown vs. Clemson, 10/15/11	162
2. Dennis O'Hara vs. Wake Forest, 10/4/69	139
3. C.J. Brown vs. NC State, 11/30/13	138
4. Jack Scarbath vs. Georgetown, 10/14/50	132
5. Jamarr Robinson vs. Virginia Tech, 11/14/09	129

100-Yard Rushing Games - Career

1. LaMont Jordan, 1997-2000	18
2. Charlie Wysocki, 1978-81	17
3. Steve Atkins, 1975-78	15
4. Da'Rel Scott, 2007-10	8
5. C.J. Brown, 2011-	7
Louis Carter, 1972-74	7

Total Offense

Total Offensive Yards - Season

1. John Kaleo (Sr.), 1992	3,472
2. Scott Milanovich (So.), 1993	3,437
3. Scott McBrien (Sr.), 2003	2,931
4. C.J. Brown (Sr.), 2013	2,818
5. Scott McBrien (Jr.), 2002	2,781

TDs Responsible For - Season

1. Scott Milanovich (So.), 1993	29
2. C.J. Brown (Sr.), 2013	25
Scott McBrien (Sr.), 2003	25
4. Danny O'Brien (Fr.), 2010	24
5. Scott McBrien (Jr.), 2002	22
John Kaleo (Sr.), 1992	22

Passing

Completion Pct. - Game

1. Bob Avellini (10-11) vs. Duke, 1974	.909
2. C.J. Brown (20-23) vs. FIU, 2013	.870
3. Scott Milanovich (32-37) vs. NC State, 1994	.865
4. Scott Milanovich (20-24) vs. NC State, 1995	.833
Two Others...	.833

On The Offense

ROSS LEADS DEEP RB UNIT

Running back **Brandon Ross** is back after leading the Terps in rushing the past two seasons. Including Ross, Maryland returns its top five rushers from a season ago. The junior from Newark, Del., carried the ball a team-high 166 times for 776 yards and four scores in 2013. Ross, who is second on the team with four 100-yard career rushing performances, closed the season with a strong performance against Marshall in the Military Bowl rushing for 116 yards.

- Ross ranks 21st in school history averaging 4.65 yards per carry over his first two seasons.
- He is 34 rushing yards shy of becoming the 27th member of the 1,200-yard club.
- Ross is 98 yards shy of moving into 25th on the career rushing list.

DIGGS RETURNS TO CLIMB THE CHARTS

After a record-breaking freshman campaign, wide receiver **Stefon Diggs'** sophomore season was cut short at Wake Forest when he suffered a leg injury. Through seven games, Diggs averaged 17.3 yards per reception, which ranked in the top-30 nationally.

- Diggs is 12 receptions shy of becoming just the 13th player in school history to record 100 receptions.
- His 1,435 career receiving yards ranks 12th in school history and he is 118 yards shy of moving into the top 10.
- For his career, Diggs is averaging 16.31 yards per reception, which ranks 16th in school history.

Active NCAA Leaders in All-Purpose Yards Per Game

No.	Name, Yr., Pos. (School)	All-Purpose Yds Per Game
1.	Duke Johnson, Jr., RB (Miami)	172.65
2.	Stefon Diggs, Jr., WR (Maryland)	156.00
3.	Tyler Boyd, So., WR (Pittsburgh)	136.62
4.	Todd Gurley, Jr., RB (Georgia)	132.29
5.	Kapri Bibbs, Jr., RB (Colorado St.)	128.57

CONABOY ANCHORS O-LINE

Maryland returns four of its five starters along the offensive line from 2013. The group has combined for 76 career appearances and helped Maryland pass for over 3,000 yards last season for the first time since 1994. Senior center **Sal Conaboy** is the veteran among the group having appeared in 27 career games with 22 starts, the most on the offensive side of the ball. Conaboy, a Rimington Trophy Watch List member, started all 13 games at center last season and has started 14 consecutive games the longest active streak on the team.

ON THE DEFENSE/SPECIAL TEAMS

GET TO THE QUARTERBACK

Senior **Andre Monroe** anchors one end and is Maryland's active leader in sacks. The product from Upper Marlboro, Md., has 14.5 career sacks after totaling a team-best 9.5 last season, which tied for 21st nationally.

- Monroe's 14.5 sacks ranks just outside Maryland's career charts. He is a half sack shy of tying for 13th all-time on the career list.
- With 9.5 sacks in 2013, Monroe posted the best single-season sack total in school history since Kris Jenkins posted 10.0 sacks in 2000.
- His 24.5 career tackles for loss ranks 16th in school history.

Total Sacks Per Game - NCAA FBS Active Players

No.	Name, Yr., Pos. (School)	Sacks Per Game
1.	Andre Monroe, Sr., DL (Maryland)	0.66
2.	Devonte Fields, So., DL (TCU)	0.63
	Ejoro Ederaine, Jr., LB (Fresno St.)	0.63
4.	Cory James, So., LB (Colorado St.)	0.62
5.	Martin Ifedi, Sr., Jr. (Memphis)	0.56

BACK TO RECEIVE THE KICK

Sophomore **William Lively** became the biggest return threat on the team and excelled in the role last season. After **Stefon Diggs** was sidelined for the year, Lively averaged 12.8 yards per punt return, which ranked 17th nationally, and 26.0 yards per kick return, which ranked 23rd nationally. His 729 kickoff return yards last season was the fourth-highest single-season total in school history.

- Last season, Lively totaled 729 kickoff return yards, the four-best total in school history, besting Diggs by 16 yards.
- After Diggs averaged 28.52 yards per kick return as a freshman, Lively averaged 26.04 yards per return last season, the sixth-best mark in school history.
- Lively averaged 12.81 yards per punt return in 2013 breaking Diggs' freshman record of 10.05

IT'S GOOD

Junior kicker **Brad Craddock** enjoyed a career year in 2013. A Lou Groza Watch List member, Craddock converted 21-of-25 field goals (84.0%), which was the 28th-best conversion rate in the country. His 1.62 field goal per game average tied for the eighth-highest nationally.

Highest Field Goal Pct. - Maryland Career

No.	Name (Years)	Pct.
1.	Joe O'Donnell (1994-96)	.778 (28 of 36)
2.	Brad Craddock (2012-Pres.)	.756 (31 of 41)
3.	Nick Novak (2001-04)	.748 (80 of 107)
4.	Dan Plocki (1985-88)	.746 (47 of 63)
5.	Dan DeArmas (1988-1991)	.744 (32 of 43)

By The Numbers

- 1** Defensive lineman **Andre Monroe** leads the nation among returning FBS players averaging 0.66 sacks per game.
- 10** In four non-conference games last season, Maryland held three opponents to 10 points or less including a shutout of West Virginia. The Terrapin defense gave up an average of just 10.25 points per game in the four contests.
- 17** Last season, sophomore **William Lively** made an immediate impact on special teams ranking as one of the most dangerous punt returners in the country. Lively ranked 17th nationally averaging 12.8 yards per return.
- 31** Kicker **Brad Craddock** has converted 31 career field goals, which ranks ninth all-time in school history, and has converted 75.6 percent of his career attempts (31-of-41), which ranks second in program history.
- 31** Projected starting safeties **Sean Davis** and **Anthony Nixon** have combined to start 31 of Maryland's 35 games over the last two seasons.
- 34.2** Maryland's defense held its opponents to a 34.2 percent success rate (69-of-202) on third downs in 2013. That average was the 21st lowest in the country.
- 37** The Terps racked up 37 sacks a season ago, a total which ranked 18th in the nation, and was the most by a Maryland defense since totaling 38 in 2002. Maryland returns 67.6 percent (25-of-37) of its sacks from last season.
- 63** Defensive linemen **Keith Bowers** and **Darius Kilgo**, and linebacker **L.A. Goree** have combined for 63 career starts.
- 80.7** Maryland returns 80.7 percent of its total tackles from last season (1,021 tkls in 2013). That percentage ranks 13th nationally among FBS schools.
- 101** The Terps racked up 101 tackles for loss in 2013. In 13 games, Maryland averaged 7.8 TFL per contest, which ranked eighth nationally.
- 102** Defensive back **Sean Davis** totaled a team-high 102 tackles last season. Davis is the first defensive back in school history to lead the team in tackles.

DEPTH CHART

(as of August 25, 2014)

OFFENSE

WR	6 (d)	Deon Long	6-0	185	Sr.-1V
	82	Marcus Leak	6-0	210	Jr.-1V
WR	8	Levern Jacobs	5-11	180	Jr.-2V
	34	Jacquille Veii	5-9	187	So.-1V
WR	1	Stefon Diggs	6-0	190	Jr.-2V
	12	Taivon Jacobs	5-9	160	Fr.-RS
TE	44	Andrew Isaacs	6-2	245	So.-1V
	48	Derrick Hayward	6-5	235	Fr.-RS
	88	P.J. Gallo	6-2	250	So.-1V
T	76	Michael Dunn	6-5	300	So.-1V
	61	Jake Wheeler	6-7	310	Sr.-2V
G	68	Silvano Altamirano	6-2	290	Sr.-SQ
	63	Mike Minter	6-3	300	Fr.-RS
C	65	Sal Conaboy	6-3	295	Sr.-3V
	60	Stephen Grommer	6-4	295	Jr.-SQ
	64	Brendan Moore	6-3	280	Fr.-HS
G	66	Andrew Zeller	6-4	300	Jr.-2V
	60	Stephen Grommer	6-4	295	Jr.-SQ
	79	Maurice Shelton	6-3	290	So.-SQ
T	55	Ryan Doyle	6-4	300	Jr.-1V
	75	Derwin Gray	6-5	300	Fr.-HS
RB	45	Brandon Ross	5-10	210	Jr.-2V
	5	Albert Reid	5-9	207	Jr.-2V
FB	30	Kenneth Goins, Jr.	5-9	233	So.-1V
	49 (d)	Tyler Cierski	5-11	280	Sr.-2V
QB	16	C.J. Brown	6-3	218	Gr.-2V
	7	Caleb Rowe	6-3	215	Jr.-2V

SPECIALISTS

K	15	Brad Craddock	6-1	185	Jr.-2V
	3 (d)	Adam Greene	5-11	195	Fr.-RS
P	18	Nathan Renfro	6-1	205	Jr.-2V
	18 (d)	Lee Shrader	6-1	180	Fr.-HS
LS	59 (d)	Christian Carpenter	5-11	220	So.-1V
	59 (d)	Nate Adams	6-0	220	Fr.-HS

DEFENSE

OLB	40	Matt Robinson	6-3	245	Sr.-3V
	39	Cavon Walker	6-2	240	So.-1V
END	99	Quinton Jefferson	6-3	285	Jr.-2V
	77	Spencer Myers	6-4	275	Sr.-SQ
NOSE	91	Keith Bowers	6-1	285	Sr.-3V
or	97	Darius Kilgo	6-3	310	Sr.-2V
END	93	Andre Monroe	5-11	282	Sr.-2V
	90	Roman Braglio	6-2	265	So.-1V
OLB	51	Yannik Cudjoe-Virgil	6-2	250	Sr.-1V
	7	Yannick Ngakoué	6-2	250	So.-1V
ILB	47	Cole Farrand	6-3	245	Sr.-3V
	23	Jermaine Carter, Jr.	6-0	240	Fr.-RS
ILB	53	L.A. Goree	6-2	245	Sr.-3V
	35	Alex Twine	6-0	235	Sr.-3V
CB	4 (d)	William Likely	5-7	175	So.-1V
	14	Jeremiah Johnson	5-11	193	Sr.-2V
S	21	Sean Davis	6-1	200	Jr.-2V
	19	A.J. Hendy	6-0	200	Sr.-3V
S	20	Anthony Nixon	6-1	200	Jr.-2V
	22	Zach Dancel	6-0	205	Jr.-1V
CB	27	Alvin Hill	5-11	195	Jr.-1V
	32	Jarrett Ross	5-9	205	So.-1V

PR	4 (d)	William Likely	5-7	175	So.-1V
	1	Stefon Diggs	6-0	190	Jr.-2V
KR	1	Stefon Diggs	6-0	190	Jr.-2V
	12	Taivon Jacobs	5-9	160	Fr.-RS
Holder	29 (d)	Michael Tart	6-2	200	Sr.-1V
	18 (d)	Nathan Renfro	6-2	205	Jr.-2V

CAREER START CHART

OFFENSE

Player	'10	'11	'12	'13	Streak	Career
Brown, C.	0	5	0	11	5	16
Cierski	-	1	1	0	-	2
Conaboy	-	2	7	13	14	22
Culmer	-	-	0	4	-	4
Diggs	-	-	7	7	-	14
Doyle	-	-	-	13	13	13
Dunn	-	-	-	13	13	13
Etta-Tawo	-	-	-	6	6	6
Goins	-	-	-	4	-	4
Hills	-	-	7	-	-	7
Isaacs	-	-	-	1	-	1
Jacobs, L.	-	-	2	4	3	6
Long	-	-	-	6	-	6
Mulrooney	-	-	5	-	-	5
Reid	-	-	2	1	-	3
Ross, B.	-	-	5	12	5	17
Rowe	-	-	1	2	-	3
Zeller	-	-	3	4	4	7

DEFENSE

Player	'10	'11	'12	'13	Streak	Career
Bowers	-	11	0	9	-	20
Braglio	-	-	-	1	-	1
Cudjoe-Virgil	0	0	-	1	-	1
Davis	-	-	2	13	13	15
Farrand	-	0	11	8	-	19
Goree	-	7	3	10	4	20
Hendy	-	3	0	3	-	6
Hill	-	-	1	2	-	3
Jefferson	-	-	0	13	13	13
Johnson	-	0	12	1	-	13
Kilgo	-	0	11	12	11	23
Likely	-	-	-	11	10	11
Logan	-	-	-	3	-	4
Monroe	-	4	-	4	3	8
Nixon	-	-	5	11	4	16
Robinson	1	3	5	10	5	19
Twine	-	4	5	3	1	12

SPECIAL TEAMS

Player	'10	'11	'12	'13	Streak	Career
Carpenter	-	-	-	3	3	3
Craddock	-	-	12	13	25	25
Renfro	-	-	12	13	25	25
Tart	-	0	-	13	13	13

PROJECTED STARTERS: OFFENSE

WR
6



DEON LONG • 6-0 • 185 • SR.-1V

- In seven games, caught 32 passes for 489 yards (15.3 ypr) and a touchdown.
- Through seven games, ranked second on the team in receptions and yards receiving.
- Debuted against FIU in 2013 with a seven-catch, 110-yard performance with one TD.

WR
8



LEVERN JACOBS • 5-11 • 180 • JR.-2V

- Led the team in receptions (47) and receiving yards (640) in 2013.
- Averaged 6.8 receptions per game in his last five contests and 79.0 yards receiving. Had two 100-yard receiving games in his last five including a career-high 158 yards against Clemson.

WR
1



STEFON DIGGS • 6-0 • 190 • JR.-2V

- Prior to his injury, led the team in receptions (34), receiving yards (587) and touchdowns (3).
- Is on the watch list for the Biletnikoff, Maxwell, Hornung and Walter Camp Awards.
- Averaging 16.31 yards per catch for his career.

TE
44



ANDREW ISAACS • 6-2 • 245 • SO.-1V

- Appeared in 11 games a season ago primarily on special teams. Scheduled to make his first career start.
- Tabbed the top player in Connecticut by Rivals out of high school.

T
76



MICHAEL DUNN • 6-5 • 300 • SO.-1V

- Started all 13 games for the Terps in 2013. Started nine games at right guard before moving to right tackle for the final four.
- Earned a scholarship after joining the team out of high school as a preferred walk-on.

G
68



SILVANO ALTAMIRANO • 6-2 • 290 • SR.-SQ

- Appeared in three games last season. Scheduled to make his first start on Saturday.
- Played at San Diego Mesa College for two season before joining the Terps in 2013.

C
65



SAL CONABOY • 6-3 • 295 • SR.-3V

- Has started 22 career games, the most on the offensive side of the ball, and started 14 consecutive games.
- Is a Rimington Troughy Watch List member.

G
66



ANDREW ZELLER • 6-4 • 300 • JR.-2V

- Appeared in all 13 games last season and started the final four at right guard.
- Has seven career starts.

T
55



RYAN DOYLE • 6-4 • 300 • JR.-1V

- Started all 13 games for Maryland last season. Saw action at right tackle for the first nine games before moving to left tackle for the final four.

RB
45



BRANDON ROSS • 5-10 • 210 • JR.-2V

- Led Maryland in carries (166) and rushing yards (766) in 2013.
- Averaged a team-best 64.7 yards per game.
- Is 34 yards shy of 1,200 career rushing yards.

FB
30



KENNETH GOINS • 5-9 • 233 • SO.-1V

- Appeared in all 13 games last season. Strong, physical runner and blocker.
- Averaged 5.3 yards per carry last season and 12.2 yards per reception.

QB
16



C.J. BROWN • 6-3 • 218 • GR.-2V

- First Maryland quarterback to pass for 2,000 or more yards and rush for 500 or more yards in a single-season in 2013.
- Averaged 13.51 yards per completion last season, the 24-highest average in the country.
- Has seven career 100-yard rushing performances.

NOTABLES

QB
7



CALEB ROWE • JR.

- Appeared in seven games with two starts last season.
- Has thrown for 1,279 career yards and seven TDs.

RB
5



ALBERT REID • JR.

- Had 70 carries for 294 yards and two scores last season.
- Has played in 24 career games with 386 rushing yards.

WR
12



TAIVON JACOBS • R FR.

- Served a redshirt season in 2013.
- A member of the U.S. Junior Olympic Track and Field Team while in high school.

WR
82



MARCUS LEAK • JR.

- Took a leave of absence in 2013.
- In 2012, finished second on the team with 23 receptions for 393 yards.
- Averaged 17.1 yards per catch in 2012.

PROJECTED STARTERS: DEFENSE

OLB
40



MATT ROBINSON • 6-3 • 245 • SR.-3V

- Has 19 career starts between linebacker and safety. Moved to LB prior to the start of last season.
- Totaled 73 tackles and 10.0 TFL in 2013.

END
99



QUINTON JEFFERSON • 6-3 • 285 • JR.-2V

- Started 13 games last season and posted 47 tackles, 3.0 sacks and 7.5 TFL.
- Has appeared in 22 career games.

NOSE
91



KEITH BOWERS • 6-1 • 285 • SR.-3V

- Totaled 32 tackles a year ago in 13 games.
- Has 79 career tackles, 8.0 TFL and 3.0 sacks.

OR
NOSE
97



DARIUS KILGO • 6-3 • 310 • SR.-2V

- Leads the defense with 23 career starts. Made 37 stops a year ago with 6.5 TFL and 2.0 sacks.
- Has 82 career tackles with 11.5 TFL and 3.5 sacks.

END
93



ANDRE MONROE • 5-11 • 282 • SR.-2V

- Led the team in sacks (9.5) and TFL (17.0) in 2013.
- Has 14.5 career sacks, which is 0.5 shy of 13th in school history.

OLB
51



YANNIK CUDJOE-VIRGIL • 6-2 • 250 • SR.-1V

- Totaled 3.5 TFL and 3.0 sacks before his season was cut short due to injury after six games in 2013.
- Is a Butkus Award Watch List member.

ILB
47



COLE FARRAND • 6-3 • 245 • SR.-3V

- Ranked second on the team in tackles with 84 in 2013 averaging 7.6 per game.
- Was a honorable mention All-ACC honoree.
- Racked up a career-best 23 tackles against Clemson last season.

ILB
53



L.A. GOREE • 6-2 • 245 • SR.-3V

- Ranked third on the team in tackles with 76. Also had a 4.5 TFL and a forced fumble.
- Has started 20 career games, which is tied for the second-highest total on defense.

CB
4



WILLIAM LIKELY • 5-7 • 175 • SO.-1V

- Ranked fifth on the team in tackles (70) and led the squad with six pass breakups.
- Averaged 26.04 yards per kick return last season along with 12.81 yards per punt return, a Maryland freshman record.

S
21



SEAN DAVIS • 6-1 • 200 • JR.-2V

- Led the team in tackles with 102 and also picked off three passes.
- First defensive back in school history to lead the team in tackles.

S
20



ANTHONY NIXON • 6-1 • 200 • JR.-2V

- Had 60 tackles including a sack last season.
- Recorded his first career sack in 2013.

CB
27



ALVIN HILL • 5-11 • 195 • JR.-1V

- Started two games a season ago and appeared in 12.
- Tallied 24 tackles and two pass breakups in 2013.

NOTABLES

OLB
7



YANNICK NGAKOUÉ • SO.

- Appeared in all 13 games a season ago.
- Of his 10 tackles, 4.5 went for a loss with 2.0 sacks.

CB
14



JEREMIAH JOHNSON • SR.

- Missed 10 games last season with a foot injury.
- Has 50 career tackles and eight pass breakups.

S
19



A.J. HENDY • SR.

- Played in 12 games in 2013 with 32 tackles, two fumble recoveries and one interception.
- Has scored two defensive touchdowns in his career.

ILB
35



ALEX TWINE • SR.

- Had 49 tackles in 2013 after appearing in 11 games with 2.5 TFL.
- Has 111 career tackles with 9.0 TFL.

SPECIAL TEAMS

K
15



BRAD CRADDOCK

6-0 • 185 • JR.-2V

- Is a member of the Lou Groza Award Watch List.
- Averaged 1.62 field goals per game.

P
18



NATHAN RENFRO

6-1 • 205 • JR.-2V

- Averaged 40.8 yards per punt and pinned 18 inside the opponent's 20-yard line.

KR
1



STEFAN DIGGS

6-0 • 190 • JR.-2V

- Averaged 28.5 yards per kick return as a freshman in 2012, the second-best average in school history.

KR
12



TAIVON JACOBS

5-9 • 160 • FR.-RS

- Served a redshirt season in 2013.

PR
4



WILLIAM LIKELY

5-7 • 175 • SO.-1V

- Set a Maryland freshman record averaging 12.81 yards per return.

NUMERICAL ROSTER

No.	Name	Pos.	Ht.	Wt.	Cl.	Exp.	Hometown (High School/Last School)
1	Stefon Diggs	WR	6-0	190	Jr.	2V	Gaithersburg, Md. (Good Counsel HS)
2 (d)	Shane Cockerille	QB	6-2	215	Fr.	RS	Baltimore, Md. (Gilman School)
2 (d)	Milan Collins	DB	6-1	207	Fr.	RS	LaPlata, Md. (Bishop McNamara HS)
3 (d)	Milan Barry-Pollock	DB	5-11	195	So.	SQ	Baltimore, Md. (Eastern Technical HS)
3 (d)	Adam Greene	PK	5-11	195	Fr.	RS	Arnold, Md. (Broadneck HS)
4 (d)	Wes Brown	RB	6-0	210	So.	1V	Baltimore, Md. (Good Counsel HS)
4 (d)	William Likely	DB	5-7	175	So.	1V	Belle Glade, Fla. (Glades Central HS)
5	Albert Reid	RB	5-9	207	Jr.	2V	Washington, D.C. (Friendship Collegiate Academy)
6 (d)	Deon Long	WR	6-0	185	Sr.	1V	Washington, D.C. (Dunbar HS/Iowa Western)
6 (d)	Zac Morton	RB	5-10	175	Fr.	HS	Bethesda, Md. (Whitman HS)
7 (d)	Yannick Ngakoue	LB	6-2	250	So.	1V	Bowie, Md. (Friendship Collegiate)
7 (d)	Caleb Rowe	QB	6-3	215	Jr.	2V	Landrum, S.C. (Blue Ridge HS)
8	Levern Jacobs	WR	5-11	180	Jr.	2V	Temple Hills, Md. (Suitland HS/Milford Academy)
9	Tyler Burke	LB	6-3	240	Fr.	HS	Coatesville, Pa. (Coatesville HS)
10	Will Ulmer	QB	6-0	190	Fr.	HS	Laurel, Md. (St. John's College HS)
11 (d)	Denzel Conyers	DB	6-3	210	Jr.	TR	St. Petersburg, Fla. (Boca Ciega HS/Butte College)
11 (d)	Perry Hills	QB	6-2	215	So.	RS	Pittsburgh, Pa. (Central Catholic HS)
12	Taivon Jacobs	WR	5-9	160	Fr.	RS	Camp Spring, Md. (Suitland HS)
13	DeAndre Lane	WR	5-7	175	So.	SQ	Catonsville, Md. (Catonsville Senior HS)
14	Jeremiah Johnson	DB	5-11	193	Sr.	2V	Forestville, Md. (Suitland HS)
15	Brad Craddock	PK/P	6-0	185	Jr.	2V	Adelaide, Australia (Tabor Christian College)
16	C.J. Brown	QB	6-3	218	Gr.	2V	Cranberry Twp., Pa. (Seneca Valley HS)
17	Josh Woods	DB	6-1	190	Fr.	HS	Baltimore, Md. (McDonogh School)
18 (d)	Nathan Renfro	P/PK	6-1	205	Jr.	2V	Brentwood, Tenn. (Brentwood Academy)
18 (d)	Lee Shrader	P	6-1	180	Fr.	HS	Newport News, Va. (Warwick HS)
19	A.J. Hendy	DB	6-0	200	Sr.	3V	Bowie, Md. (Bowie HS)
20	Anthony Nixon	DB	6-1	200	Jr.	2V	Pittsburgh, Pa. (Central Catholic HS)
21	Sean Davis	DB	6-1	200	Jr.	2V	Washington, D.C. (Maret School)
22	Zach Dancel	DB	6-0	205	Jr.	1V	Ellicott City, Md. (Good Counsel HS/New Mexico)
23	Jermaine Carter, Jr.	LB	6-0	240	Fr.	RS	Fort Washington, Md. (Friendship Collegiate)
24 (d)	Daniel Ezeagwu	DB	6-0	205	Fr.	HS	Stafford, Va. (Colonial Forge HS)
24 (d)	J.T. Ventura	DB	6-1	200	Fr.	RS	Hollidaysburg, Pa. (Hollidaysburg Area HS)
25	Antwaine Carter	DB	6-1	180	Fr.	HS	Waldorf, Md. (Westlake HS)
26	Undray Clark	DB	5-9	195	Jr.	SQ	Miami, Fla. (Felix Varela HS)
27	Alvin Hill	DB	5-11	195	Jr.	1V	Locaust Grove, Ga. (Luella HS)
29 (d)	Joe Riddle	RB	6-0	210	So.	1V	Frederick, Md. (Linganore HS)
29 (d)	Michael Tart	PK/P	6-2	200	Sr.	1V	Charlotte, N.C. (Mallard Creek HS)
30	Kenneth Goins, Jr.	RB	5-9	233	So.	1V	Baltimore, Md. (Gilman School)
31	Nnamdi Egbuaba	LB	6-0	216	Fr.	HS	Baltimore, Md. (St. Frances Academy)
32	Jarrett Ross	DB	5-9	205	So.	1V	Newark, Del. (Charter School of Wilmington)
33 (d)	Andrew Stefanelli	RB	5-10	230	So.	SQ	Rockville, Md. (Good Counsel HS/Temple)
33 (d)	Michael Washington	DB	5-9	180	Sr.	SQ	Capitol Heights, Md. (DeMatha Catholic HS)
34	Jacquille Veii	WR	5-9	187	So.	1V	Gaithersburg, Md. (The Avalon School)
35	Alex Twine	LB	6-0	235	Sr.	3V	Gaithersburg, Md. (Quince Orchard HS)
36	Elvis Dannah	DB	6-2	210	Fr.	RS	Lanham, Md. (Annapolis Area Christian School)
37	Avery Thompson	LB	6-2	230	Jr.	2V	Chesapeake, Va. (Grassfield HS)
38	Rashid Conteh	DB	5-11	185	Sr.	1V	Alexandria, Va. (Williams HS/Oklahoma State)
39	Cavon Walker	LB	6-2	240	So.	1V	Washington, D.C. (Friendship Collegiate)
40	Matt Robinson	LB	6-3	245	Sr.	3V	Columbia, Md. (Atholton HS)
41	Jesse Aniebonam	LB	6-3	240	Fr.	HS	Silver Spring, Md. (Good Counsel HS)
42 (d)	Brock Dean	LB	6-0	225	So.	SQ	Harrisburg, Pa. (Bishop McDevitt HS)
42 (d)	Tehuti Miles	RB	5-10	205	So.	SQ	Hammonton, N.J. (Hammonton HS)
43	Jalen Brooks	LB	6-1	230	Fr.	RS	Suwanee, Ga. (Gwinnett HS)
44	Andrew Isaacs	TE	6-2	245	So.	1V	Manchester, Conn. (Manchester HS)
45	Brandon Ross	RB	5-10	210	Jr.	1V	Newark, Del. (Charter School of Wilmington)
46	Abner Logan	LB	6-1	240	So.	1V	Cambridge, Mass. (Dexter School)
47	Cole Farrand	LB	6-3	245	Sr.	3V	Green Pond, N.J. (Pope John XXIII HS)
48	Derrick Hayward	TE	6-5	235	Fr.	RS	Salisbury, Md. (Wicomico HS)
49 (d)	Tyler Cierski	RB	5-11	280	Sr.	2V	Dacula, Ga. (Mill Creek HS)
49 (d)	Ruben Franco	DL	6-5	260	So.	RS	Montgomery, Texas (Montgomery HS)
50	Evan Mulrooney	OL	6-4	295	Jr.	2V	Wilmington, Del. (Salesianum HS)
51	Yannik Cudjoe-Virgil	LB	6-2	250	Sr.	1V	Baltimore, Md. (Towson HS/Seton Hill University)
52	Malik Jones	DL	6-4	265	Fr.	RS	Baltimore, Md. (Paul L. Dunbar HS)

ALPHABETICAL ROSTER

No.	Name	Pos.
80	Adams, Daniel	WR
59 (d)	Adams, Nate	LS
73	Agarwa, Banks	OL
68	Altamirano, Silvano	OL
41	Aniebonam, Jesse	LB
3 (d)	Barry-Pollock, Milan	DB
91	Bowers, Keith	DL
90	Braglio, Roman	DL
43	Brooks, Jalen	LB
16	Brown, C.J.	QB
4 (d)	Brown, Wes	RB
9	Burke, Tyler	LB
92	Burkett, Chandler	LB
59 (d)	Carpenter, Christian	LS
25	Carter, Antwaine	DB
23	Carter, Jr., Jermaine	LB
49 (d)	Cierski, Tyler	RB
26	Clark, Undray	DB
2 (d)	Cockerille, Shane	QB
2 (d)	Collins, Milan	DB
65	Conaboy, Sal	OL
38	Conteh, Rashid	DB
11 (d)	Conyers, Denzel	DB
15	Craddock, Brad	PK/P
51	Cudjoe-Virgil, Yannik	LB
83	Culmer, Malcolm	WR
22	Dancel, Zach	DB
21	Davis, Sean	DB
42 (d)	Dean, Brock	LB
36	Dannah, Elvis	DB
1	Diggs, Stefon	WR
55	Doyle, Ryan	OL
54	Dulaney, JaJuan	OL
76	Dunn, Michael	OL
31	Egbuaba, Nnamdi	LB
84	Etta-Tawo, Amba	WR
24 (d)	Ezeagwu, Daniel	DB
47	Farrand, Cole	LB
49 (d)	Franco, Ruben	DL
88	Gallo, P.J.	TE
56	Gillespie, Matt	LB
30	Goins, Jr., Kenneth	RB
53	Goree, L.A.	LB
86	Gray, Andrew	TE
75	Gray, Derwin	OL
3 (d)	Greene, Adam	PK
60	Grommer, Stephen	OL
48	Hayward, Derrick	TE
19	Hendy, A.J.	DB
27	Hill, Alvin	DB
11 (d)	Hills, Perry	QB
44	Isaacs, Andrew	TE
8	Jacobs, Levern	WR
12	Jacobs, Taivon	WR
99	Jefferson, Quinton	DL
14	Johnson, Jeremiah	DB
52	Jones, Malik	DL
97	Kilgo, Darius	DL
96	Kulka, Brett	DL
13	Lane, DeAndre	WR
82	Leak, Marcus	WR
4 (d)	Likely, William	DB
46	Logan, Abner	LB

2014 MARYLAND FOOTBALL

No.	Name	Pos.	No.	Name	Pos.	Ht.	Wt.	Cl.	Exp.	Hometown (High School/Last School)
6 (d)	Long, Deon	WR	53	L.A. Goree	LB	6-2	245	Sr.	3V	Bowie, Md. (C.H. Flowers HS/Fork Union Military Academy)
69	Marchese, Joe	OL	54	Jajuan Dulaney	OL	6-2	295	Fr.	RS	Powder Springs, Ga. (McEachern HS)
87	McMahon, Brian	TE	55	Ryan Doyle	OL	6-4	300	Jr.	1V	Wake Forest, N.C. (Wake Forest-Rolesville HS)
42 (d)	Miles, Tehuti	RB	56	Matt Gillespie	LB	6-1	240	Fr.	HS	Towson, Md. (Loyola Blakefield)
63	Minter, Mike	OL	57	Kingsley Opara	DL	6-3	290	Fr.	RS	Jacksonville, Fla. (Mandarin HS)
93	Monroe, Andre	DL	58	Damian Prince	OL	6-3	320	Fr.	HS	Washington, D.C. (Bishop McNamara HS)
64	Moore, Brendan	OL	59 (d)	Nate Adams	LS	6-2	220	Fr.	HS	Phoenix, Ariz. (Greenway HS)
6 (d)	Morton, Zac	RB	59 (d)	Christian Carpenter	LS	5-11	220	So.	1V	Brentwood, Tenn. (Brentwood Academy)
50	Mulrooney, Evan	OL	60	Stephen Grommer	OL	6-4	295	Jr.	SQ	Spartanburg, S.C. (Spartanburg HS)
98	Murphy, Clarence	LB	61	Jake Wheeler	OL	6-7	310	Sr.	2V	Hollywood, Fla. (American Heritage HS)
77	Myers, Spencer	DL	63	Mike Minter	OL	6-3	300	Fr.	RS	Severna Park, Md. (Severna Park HS)
7 (d)	Ngakoue, Yannick	LB	64	Brendan Moore	OL	6-3	280	Fr.	HS	Austin, Texas (Westwood HS)
20	Nixon, Anthony	DB	65	Sal Conaboy	OL	6-3	295	Sr.	3V	Clarks Summit, Pa. (Abington Heights HS)
57	Opara, Kingsley	DL	66	Andrew Zeller	OL	6-4	300	Jr.	2V	Red Lion, Pa. (Red Lion Senior HS)
58	Prince, Damian	OL	67	David Shaw	DL	6-4	290	Fr.	HS	Spring Grove, Pa. (Spring Grove HS)
5	Reid, Albert	RB	68	Silvano Altamirano	OL	6-2	290	Sr.	SQ	San Diego, Calif. (Mt. Carmel HS/San Diego Mesa College)
18 (d)	Renfro, Nathan	P/PK	69	Joe Marchese	OL	6-3	275	Fr.	RS	Vernon Hills, Ill. (Adlai E. Stevenson HS)
29 (d)	Riddle, Joe	RB	71	Michael Schmitt	OL	6-3	245	Sr.	SQ	Bel Air, Md. (Bel Air HS)
40	Robinson, Matt	LB	73	Banks Agarwa	OL	6-5	235	Fr.	HS	Greenbelt, Md. (Eleanor Roosevelt HS)
89	Roca, Eric	TE	75	Derwin Gray	OL	6-5	300	Fr.	HS	Washington, D.C. (Friendship Collegiate/Fork Union Military Academy)
45	Ross, Brandon	RB	76	Michael Dunn	OL	6-5	300	So.	1V	Bethesda, Md. (Whitman HS)
32	Ross, Jarrett	DB	77	Spencer Myers	DL	6-4	275	Sr.	SQ	Selinsgrove, Pa. (Selinsgrove HS)
7 (d)	Rowe, Caleb	QB	78	Ty Tucker	DL	6-2	260	So.	SQ	Walkersville, Md. (Walkersville HS)
71	Schmit, Michael	OL	79	Maurice Shelton	OL	6-3	290	So.	SQ	Greenbelt, Md. (Eleanor Roosevelt HS)
67	Shaw, David	DL	80	Daniel Adams	WR	6-2	210	Jr.	SQ	Washington, D.C. (Northwestern HS/New Mexico)
79	Shelton, Maurice	OL	81	Juwann Winfree	WR	6-2	195	Fr.	HS	Englewood, N.J. (Dwight Morrow HS)
18 (d)	Shrader, Lee	P	82	Marcus Leak	WR	6-0	210	Jr.	1V	Charlotte, N.C. (Parkwood HS)
33 (d)	Stefanelli, Andrew	RB	83	Malcolm Culmer	WR	5-11	185	So.	1V	Willingboro, N.J. (Willingboro HS)
29 (d)	Tart, Michael	PK/P	84	Amba Etta-Tawo	WR	6-1	200	So.	1V	Powder Springs, Ga. (McEachern HS)
37	Thompson, Avery	LB	86	Andrew Gray	TE	6-2	235	Fr.	HS	Chardon, Ohio (Chardon HS)
78	Tucker, Ty	DL	87	Brian McMahon	TE	6-3	240	So.	SQ	Columbia, Md. (Atholton HS)
35	Twine, Alex	LB	88	P.J. Gallo	TE	6-2	250	So.	1V	Holland, Pa. (Council Rock HS South)
95	Ukandu, Azubuike	DL	89	Eric Roca	TE	6-2	240	Fr.	RS	San Juan, Puerto Rico (St. John's School)
10	Ulmer, Will	QB	90	Roman Braglio	DL	6-2	265	So.	1V	Owings Mills, Md. (McDonogh HS)
34	Veii, Jacquille	WR	91	Keith Bowers	DL	6-1	285	Sr.	3V	West Palm Beach, Fla. (T. Dwyer HS)
24 (d)	Ventura, J.T.	DB	92	Chandler Burkett	LB	6-3	240	Fr.	RS	Panama City, Fla. (Bozeman HS)
39	Walker, Cavon	LB	93	Andre Monroe	DL	5-11	282	Sr.	2V	Upper Marlboro, Md. (St. John's College HS)
33 (d)	Washington, Michael	DB	95	Azubuike Ukandu	DL	6-0	300	So.	SQ	Towson, Md. (Towson HS)
61	Wheeler, Jake	OL	96	Brett Kulka	DL	6-4	240	Fr.	HS	Edinboro, Pa. (General McLane HS)
81	Winfree, Juwann	WR	97	Darius Kilgo	DL	6-3	310	Sr.	2V	Charlotte, N.C. (Weddington HS)
17	Woods, Josh	DB	98	Clarence Murphy	LB	6-2	250	Sr.	SQ	Hollywood, Fla. (Hollywood Hills HS)
66	Zeller, Andrew	OL	99	Quinton Jefferson	DL	6-3	285	Jr.	2V	Pittsburgh, Pa. (Woodland Hills HS)

Key: (d) indicates duplicate number; RS indicates redshirted in 2013; SQ indicates has been eligible to play at least one season, but has not earned a letter; HS indicates high school; TR indicates transfer

Pronunciation Guide

Player	Pronunciation	Player	Pronunciation	Coach	Pronunciation
Silvano Altamirano	all-TA-muh-rah-no	Daniel Ezeagwu	EZZ-a-gow-wu	Greg Studrawa	STU-draw-uh
Jesse Aniebonam	ANN-e-bon-um	Cole Farrand	faa-RAND		
Antwaine Carter	Antoine	L.A. Goree	GORE-ee		
Tyler Cierski	SEAR-ski	Yannick Ngakoue	IN-gah-kway		
Undray Clark	UN-dray	Kingsley Opara	O-par-ah		
Rashid Conteh	con-TEE	Azubuike Ukandu	oz-ah-BOO-key u-CAN-do		
Nnamdi Egbuaba	e-GUA-ba	Jacquille Veii	ja-KEEL VAY		
Amba Etta-Tawo	AUM-buh eh-TA TAH-wa	Cavon Walker	SAY-von		



RANDY EDSALL

Head Coach

Syracuse '80 • Fourth Year at Maryland

Randy Edsall enters his fourth season as head football coach at the University of Maryland, leading a program that continues to make great strides both on and off the field.

Edsall was named the 34th coach in Maryland football history in January 2011. Since taking over, Edsall and his staff have placed a strong emphasis on recruiting the local Maryland/Washington, D.C. market, which is heavily recruited by schools across the nation and is considered a football hotbed. The result of this focus was the signing of 63 athletes, 33 from the area, since 2012. Edsall and his staff have recruited classes ranked in the top 35 nationally by Rivals.com in two of the last three years, including the 31st overall in 2013.

"Randy Edsall is an excellent football coach. He teaches and believes in the physical nature of the game. He is a great recruiter and his success at Connecticut earned his program compliments and recognition from college football's finest coaches. Randy is a very positive thinking person, and perhaps his greatest attribute is his persistence. He will persevere and he will win at Maryland and he will do it the right way!"
- Tom Coughlin, NY Giants head coach

In addition, under Edsall's command the football program's Athletic Progress Rate (APR) has reached all-time highs. The football team's APR, which measures eligibility and retention, increased its multi-year score from 922 (2009-2010) to 950 (2012-2013) and its single-year score from 905 to 977. Both of which are program bests since the APR's inception in 2003.

The Maryland program continued its ascent in 2013 totaling seven victories and earning its first bowl appearance since 2010 (2013 Military Bowl). Offensively, the Terps passed for over 3,000 yards for only the fourth time in program history and the first time since 1994. Additionally, Maryland totaled over 500 yards of offense in its first three games, the first time that has happened since 1983.

On the defensive side of the ball, the Terps attacked opposing offenses and tied for third in the ACC in sacks (37) and averaged 2.85 sacks per game, tied for the 18th most in the nation. The unit also excelled on third down holding opponents to a 34.2 conversion rate, which was the 21st-best mark nationally.

Prior to coming to College Park, Edsall, a native of nearby Glen Rock, Pa, spent 12 seasons coaching the University of Connecticut Huskies where he took the program from FCS (formerly I-AA) to five bowl games, including a BCS bowl. The 2010 Big East Coach of the Year led the Huskies to a 33-19 record over his last four seasons there, including two bowl victories with his leadership resulting in UConn being the first program ever to go from FBS newcomer to BCS bowl participant in just seven seasons.

Edsall departed UConn as the school's all-time leader in career wins (74) and most games coached (144). He was a two-time recipient of the prestigious Bowl Championship Division Head Coach of the Year in New England by the Gridiron Club of Greater Boston (2007, 2010).

During his tenure at UConn, the Huskies finished in the top-20 nationally for total offense twice (2003, 2004) and total defense three

times (2002, 2005, 2008). Under Edsall's guidance Connecticut defeated teams from the ACC, Big Ten, Big East, Big 12, Conference USA and the SEC.

In 2007, as Edsall continued to grow the program to prominence, the Huskies earned their first-ever national rankings peaking at No. 13 in the BCS standings in November. That year, they became just the second Big East team ever to go 7-0 at home and defeat three teams at home that were ranked in the top-10 during the season.

Off the field, just as he is doing at Maryland, Edsall's teams were strong in the classroom as well. In 2007, 2008 and 2009, UConn was recognized by the American Football Coaches Association for its high graduation rate. In 2003, UConn was the only public Division I-A school to graduate at least 90 percent of its football players and in 2005, it was one of only eight schools to both graduate 70 percent and win a bowl game.

When Edsall was named the head coach at Connecticut on December 21, 1998 he brought 19 years of coaching experience with him. He earned the job at Connecticut after a year as the defensive coordinator at Georgia Tech where the 14th-ranked Yellow Jackets went 9-2.

Prior to his season at Georgia Tech, Edsall spent three seasons under two-time Super Bowl Champion coach Tom Coughlin as the secondary coach for the NFL's Jacksonville Jaguars. During his time in Jacksonville, the expansion Jaguars reached the playoffs twice, including a berth in the 1996 AFC Championship Game.

Edsall began his coaching career in 1980 at his alma mater, Syracuse University. The former quarterback at Syracuse started as a graduate assistant (1980-82) before joining the staff in 1983 overseeing the running backs under head coach Dick MacPherson. Edsall oversaw the running backs for three years (1983-84 and 1986) and oversaw the tight ends in 1985 before making the switch to defense.

He coached the Syracuse defensive backs from 1987-90 and during that time the Orangemen were ranked among the Division I-A leaders in pass defense. After the 1990 season, Tom Coughlin, then coach of Boston College, hired Edsall to coach the defensive backs at BC.

Edsall was a three-year letter winner in football, basketball and baseball at Susquehannock High School (Pa.) and was an all-state selection in all three sports as a senior, which led to induction into the York Area Sports Hall of Fame.

At Syracuse, he earned a bachelor's degree in physical education in 1980 and a master's degree in health and physical education in 1982.

Edsall and his wife, Eileen met at Syracuse University where she was a basketball and volleyball standout who was later inducted into the Syracuse University Hall of Fame. They have a daughter, Alexi and a son, Corey.

The Edsall File

Full Name	Randy Douglas Edsall
Date of Birth	August 27, 1958
Hometown	Glen Rock, Pa.
Alma Mater	Syracuse, '80
Family	Wife, Eileen; ... Daughter, Alexi; Son, Corey
Playing Experience	Quarterback at Syracuse
Years in Coaching (College)	35 (31)

Coaching Experience

Maryland

2011- Head Coach

Connecticut

1999-2010 Head Coach

Georgia Tech

1998 Assistant Coach - Defensive Coordinator/Defensive Backs

Jacksonville Jaguars (NFL)

1994-97 Assistant Coach - Defensive Backs

Boston College

1991-93 Assistant Coach - Defensive Backs

Syracuse

1989-90	Assistant Coach - Recruiting Coordinator/Defensive Backs
1987-88	Assistant Coach - Defensive Backs
1986	Assistant Coach - Running Backs
1985	Assistant Coach - Tight Ends
1983-84	Assistant Coach - Running Backs
1980-82	Graduate Assistant

THE BIG TEN CONFERENCE 2014 STANDINGS

EAST DIVISION	BIG TEN						OVERALL						Nu	Div.	Streak
	W	L	For	Opp	Hm	Rd	W	L	For	Opp	Hm	Rd			
Indiana	0	0	0	0	0-0	0-0	0	0	0	0	0-0	0-0	0-0	0-0	-
Maryland	0	0	0	0	0-0	0-0	0	0	0	0	0-0	0-0	0-0	0-0	-
Michigan	0	0	0	0	0-0	0-0	0	0	0	0	0-0	0-0	0-0	0-0	-
Michigan State	0	0	0	0	0-0	0-0	0	0	0	0	0-0	0-0	0-0	0-0	-
Ohio State	0	0	0	0	0-0	0-0	0	0	0	0	0-0	0-0	0-0	0-0	-
Penn State	0	0	0	0	0-0	0-0	0	0	0	0	0-0	0-0	0-0	0-0	-
Rutgers	0	0	0	0	0-0	0-0	0	0	0	0	0-0	0-0	0-0	0-0	-
WEST DIVISION	W	L	For	Opp	Hm	Rd	W	L	For	Opp	Hm	Rd	Nu	Div.	Streak
Illinois	0	0	0	0	0-0	0-0	0	0	0	0	0-0	0-0	0-0	0-0	-
Iowa	0	0	0	0	0-0	0-0	0	0	0	0	0-0	0-0	0-0	0-0	-
Minnesota	0	0	0	0	0-0	0-0	0	0	0	0	0-0	0-0	0-0	0-0	-
Nebraska	0	0	0	0	0-0	0-0	0	0	0	0	0-0	0-0	0-0	0-0	-
Northwestern	0	0	0	0	0-0	0-0	0	0	0	0	0-0	0-0	0-0	0-0	-
Purdue	0	0	0	0	0-0	0-0	0	0	0	0	0-0	0-0	0-0	0-0	-
Wisconsin	0	0	0	0	0-0	0-0	0	0	0	0	0-0	0-0	0-0	0-0	-

THIS WEEK IN THE BIG TEN

WEEK 1 SCHEDULE

Thursday, August 28

Eastern Illinois at Minnesota (BTN) 7 p.m.
 Rutgers at Washington State (Fox Sports 1) 10 p.m.



Friday, August 29

Jacksonville State at Michigan State (BTN) 7:30 p.m.

Saturday, August 30

Penn State vs. UCF (ESPN2) 8:30 a.m.
 Appalachian State at Michigan (ESPN2) Noon
 Indiana State at Indiana (ESPNNews) Noon
 Northern Iowa at Iowa (BTN) Noon
 Ohio State at Navy (CBSSN) Noon
 Western Michigan at Purdue (ESPNU) Noon
 Youngstown State at Illinois (BTN) 12:05 p.m.
 California at Northwestern (ABC/ESPN2) 3:30 p.m.
 Florida Atlantic at Nebraska (BTN) 3:30 p.m.
James Madison at Maryland (BTN) 3:30 p.m.
 Wisconsin vs. LSU (ESPN) 9 p.m.

2014 MARYLAND BIG TEN PLAYERS OF THE WEEK



MARYLAND'S RECORD WHEN...

MD's Record In...	
September	0-0
October	0-0
November	0-0

MD's Conference Record...	
At home	0-0
On the road	0-0
Neutral	0-0

MD's Non-Conference Record...	
At home	0-0
On the road	0-0
Neutral	0-0

MD vs. Ranked Teams...	
At home	0-0
On the road	0-0
Neutral	0-0

MD's Record in Games...	
Decided by 1-3 points	0-0
4-7 points	0-0
8-10 points	0-0
11-19 points	0-0
20-29 points	0-0
30+ points	0-0

MD's Record When Scoring...	
10 or fewer points	0-0
11-19 points	0-0
20-29 points	0-0
30+ points	0-0

MD's Record When Allowing...	
10 or fewer points	0-0
11-19 points	0-0
20-29 points	0-0
30+ points	0-0

MD's Record in Games...	
During the day	0-0
At night	0-0
Scoring first	0-0
Opponent scores first	0-0
Leading after the 1st quarter	0-0
Trailing after the 1st quarter	0-0
Tied after the 1st quarter	0-0
Leading at halftime	0-0
Trailing at halftime	0-0
Tied at halftime	0-0
Leading after the 3rd quarter	0-0
Trailing after the 3rd quarter	0-0
Tied after the 3rd quarter	0-0
In overtime	0-0

MD's Record When...	
100-yard rusher	0-0
100-yard receiver	0-0
300-yard passer	0-0
Less than 300 yards total offense	0-0
300-399 yards total offense	0-0
400-499 yards total offense	0-0
500+ yards total offense	0-0
Committing fewer turnovers	0-0
Committing more turnovers	0-0
Turnovers are equal	0-0
No turnovers committed	0-0

MD's Record When Allowing...	
100-yard rusher	0-0
100-yard receiver	0-0
300-yard passer	0-0
Less than 300 yards total offense	0-0
300-399 yards total offense	0-0
400-499 yards total offense	0-0
500+ yards total offense	0-0

The Last Time ...

Kickoff Returned for TD

Maryland – Stefan Diggs (99 yards) at North Carolina, 11-24-12
Opponent – Sammy Watkins (89 yards) vs. Clemson, 10-15-11

Blocked Punt Returned for TD

Maryland – Leroy Ambush vs. Virginia, 10-06-01
Opponent – David Carter (10 yards), W. Virginia, 09-19-98

Punt Returned for TD

Maryland – William Likely (63 yards) at Virginia Tech, 11-16-13
Opponent – Nick Williams (58 yards) vs. Connecticut, 09-17-12

Interception Returned for TD

Maryland – A.J. Hendy (28 yards) vs. West Virginia, 09-21-13
Opponent – C.J. Wilson (59 yards), NC State, 11-26-11

Two Interceptions Returned for TD

Maryland – Ryan Donohue (25 yards), Kenny Tate (8 yards), vs. Wake Forest, 10-30-10
Opponent – N/A

Fumble Returned for TD

Maryland – Dexter McDougle (66 yards), NC State, 11-26-11
Opponent – Corey Crawford (16 yards), Clemson, 11-10-12

Recorded a Safety

Maryland – at Connecticut, 09-14-13 (M. Whitfield forces intentional grounding on Connecticut quarterback Chandler Whitmer)
Opponent – North Carolina, 11-15-08 (T. Baltz downs ball in end zone after high snap on punt)

Blocked a Punt

Maryland – Dave Stinebaugh vs. NC State, 10-20-12
Opponent – Manuel Asprilla, Boston College, 11-23-13

Blocked Two Punts

Maryland – LaQuan Williams and Nick Peterson vs. Wake Forest, 10-30-10
Opponent – N/A

Blocked a Field Goal

Maryland – A.J. Francis vs. Virginia, 10-13-12
Opponent – Markus Kuhn, NC State, 11-26-11

Blocked a PAT

Maryland – Marcus Whitfield vs. Boston College, 11-23-13
Opponent – Antoni Allison, East Carolina, 12-29-10

Player Passed for 6 TDs

Maryland – None
Opponent – Chris Weinke (6, 5, 6, 30, 26, 28), at Florida State, 11-13-99

Player Scored 5 TDs

Maryland – Bob Shemonski (22 rush, 26 rush, 82 PR, 4 rush, 8 rush) vs. Va. Tech, 11-07-50
Opponent – Bernard Pierce (1 rush, 9 rush, 4 rush, 44 rush, 13 rush) vs. Temple, 09-24-11

Player Passed for 5 TDs

Maryland – Scott Milanovich (5, 14, 27, 5, 12) vs. NC State, 11-5-94
Opponent – Jameis Winston (5, 8, 21, 12, 21), Florida State, 10-5-13

Player Scored 4 TDs

Maryland – D.J. Adams (1 rush, 1 rush, 1 rush, 4 rush) vs. East Carolina, 12-29-10
Opponent – Bernard Pierce (1 rush, 9 rush, 4 rush, 44 rush, 13 rush) vs. Temple, 09-24-11

Player Scored 4 Rushing TDs

Maryland – D.J. Adams (1, 1, 1, 4) vs. East Carolina, 12-29-10
Opponent – Bernard Pierce (1 rush, 9 rush, 4 rush, 44 rush, 13 rush) vs. Temple, 09-24-11

Player Passed for 4 TDs

Maryland – Danny O'Brien (11, 10, 12, 71), vs. NC State, 11-27-10
Opponent – Jameis Winston (5, 8, 21, 12, 21), Florida State, 10-5-13

Player Scored 3 TDs

Maryland – C.J. Brown (49 rush, 2 rush, 3 rush) at NC State, 11-30-13
Opponent – Tavon Austin (44 rec., 24 rec., 34.) vs. West Virginia, 09-22-12

Player Scored 3 Rushing TDs

Maryland – C.J. Brown (49, 2, 3) at NC State, 11-30-13
Opponent – Bernard Pierce (1 rush, 9 rush, 4 rush, 44 rush, 13 rush) vs. Temple, 09-24-11

Player Passed for 3 TDs

Maryland – Perry Hills (42, 12, 56) vs. West Virginia, 09-22-12
Opponent – Jameis Winston (5, 8, 21, 12, 21), Florida State, 10-5-13

Player Scored 3 Receiving TDs

Maryland – Torrey Smith (11, 10, 12, 71) vs. NC State, 11-27-10
Opponent – Tavon Austin (44, 24, 34) vs. West Virginia, 09-22-12

Three Players Scored 2 TDs

Maryland – Jermaine Lewis (5 rec, 27 rec), Mancel Johnson (14 rec, 12 rec), Geroy Simon (94 KOR, 5 rec) vs. NC State, 11-05-94
Opponent – Kelvin Benjamin (1 rush, 17 rush), Nick O'Leary (8 rec., 12 rec.), Karlos Williams (1 run, 17 run), Florida State, 10-05-13

Two Players Scored 2 TDs

Maryland – D.J. Adams (1 rush, 1 rush, 4 rush), Da'Rel Scott (61 rush, 91 rush) vs. East Carolina, 12-29-10
Opponent – Andre Ellington (3 rush, 44 rush), Sammy Watkins (13 rec., 15 rec., 89 kickoff return) vs. Clemson 10-15-11

Touchdown Pass By a Non-Quarterback

Maryland – Stefan Diggs, 8-yarder to Matt Furstenburg, at North Carolina, 11-24-12
Opponent – Michael Campanaro, 4-yarder to Tanner Price, Wake Forest, 10-19-13

50-Yd. Field Goal

Maryland – Brad Craddock (50 yards), vs. West Virginia, 09-21-13
Opponent – Nate Freese (52 yards), Boston College, 11-23-13

45-Yd. Field Goal

Maryland – Brad Craddock (50 yards), vs. West Virginia, 09-21-13
Opponent – Nate Freese (52 yards), Boston College, 11-23-13

Five Field Goals

Maryland – Dale Castro (45, 29, 18, 32, 42) vs. Mississippi State, 09-22-79
Opponent – Nicholas Setta (51, 32, 18, 46, 24), Notre Dame, 08-31-02

Four Field Goals

Maryland – Nick Ferrara (24, 29, 28, 32) vs. Miami, 09-05-11
Opponent – Chandler Catanzaro (31, 29, 25, 24), Clemson, 10-26-13

Three Field Goals

Maryland – Brad Craddock (50, 36, 30) vs. West Virginia, 09-21-13
Opponent – Nate Freese (22, 19, 52), Boston College, 11-23-13

Three Field Goals 40 Yards or More

Maryland – None
Opponent – None

Two Field Goals 45 Yards or More

Maryland – Brad Craddock (49, 52), vs. Wake Forest, 10-06-12
Opponent – Connor Barth (45, 45), North Carolina, 11-03-07

Two Field Goals 40 Yards or More

Maryland – Brad Craddock (49, 52), vs. Wake Forest, 10-06-12
Opponent – Connor Barth (45, 45), North Carolina, 11-03-07

Four Field Goals 30 Yards or More

Maryland – Nick Novak (54, 34, 31, 48) vs. Duke, 10-11-03
Opponent – None

Three Field Goals 30 Yards or More

Maryland – Travis Baltz (31, 32, 32), Florida State, 11-20-10
Opponent – Connor Hughes (43, 39, 29, 36), Virginia, 10-01-05

Two-Point Conversion by Rush

Maryland – Davin Meggett vs. West Virginia, 09-17-11
Opponent – Drew Dudzik, James Madison, 09-12-09

Two-Point Conversion by Pass

Maryland – Chris Turner to Davin Meggett, at Wake Forest, 10-10-09
Opponent – Chandler Whitmer to Jeremy Davis, at Connecticut, 09-14-13

Missed PAT (kick)

Maryland – Brad Craddock vs. FIU, 08-31-13
Opponent – David Scully, Georgia Tech, 11-3-12

Defensive Extra-Point

Maryland – Anthony Nixon (98-yd. PAT return) vs. Boston College, 11-23-13
Opponent – L. Grant (100-yd. interception return), Duke, 10-26-96

40 Rushing Attempts

Maryland – Charlie Wysocki (50-217) at Duke, 10-25-80
Opponent – Montel Harris (41-142), Boston College, 11-28-09

30 Rushing Attempts

Maryland – Lance Ball (32-109), vs. Boston College, 11-10-07
Opponent – Andre Williams (32-263), Boston College, 11-23-13

30 Rushing Attempts in One Half

Maryland – Charlie Wysocki (32) at Duke, 10-25-80

300 Rushing Yards

Maryland – LaMont Jordan (37-306) vs. Virginia, 11-20-99
Opponent – John Leach (46-329), Wake Forest, 11-20-93

200 Rushing Yards

Maryland – Da'Rel Scott (13-201) vs. East Carolina, 12-29-10
Opponent – Andre Williams (32-263), Boston College, 11-23-13

150 Rushing Yards

Maryland – Da'Rel Scott (13-201) vs. East Carolina, 12-29-10
Opponent – Andre Williams (32-263), Boston College, 11-23-13

100 Rushing Yards

Maryland – Brandon Ross (21-141) at North Carolina, 11-24-12
Opponent – Andre Williams (32-263), Boston College, 11-23-13

100 Rushing Yards by a Quarterback

Maryland – C.J. Brown (23-122) at Virginia Tech, 11-16-13
Opponent – Tevin Washington (32-120), vs. Georgia Tech, 10-08-11

Two Players with 100 Rushing Yards

Maryland – LaMont Jordan (135) and Brian Underwood (114) at Temple, 09-27-97
Opponent – Yvenson Bernard (177) and James Rodgers (115), Oregon State, 12-28-07

Three Players with 100 Rushing Yards

Maryland – Richard Jennings (136), Steve Atkins (126) and Jamie Franklin (105) vs. Virginia, 11-22-75

90-Yd. TD Run

Maryland – Da'Rel Scott (91) vs. East Carolina, 12-29-10

80-Yd. TD Run

Maryland – Da'Rel Scott (91) vs. East Carolina, 12-29-10

75-Yd. TD Run

Maryland – C.J. Brown (77) at Georgia Tech, 10-08-11

75-Yd. Non-Scoring Run

Maryland – Darius Heyward-Bey (76), at Clemson, 09-27-08

50-Yd. Non-Scoring Run

Maryland – C.J. Brown (64) vs. FIU, 08-31-13
Opponent – Dreamius Smith (51), West Virginia, 09-21-13

50-Yd. TD Run

Maryland – C.J. Brown (77) at Georgia Tech, 10-08-11
Opponent – Andre Williams (72), Boston College, 11-23-13

50 Pass Attempts

Maryland – Danny O'Brien (34-52-3, 289, 1 TD) vs. West Virginia, 09-17-11
Opponent – Mike Glennon (35-55-1, 306, 5 TDs), NC State, 11-26-11

40 Pass Attempts

Maryland – C.J. Brown (21-40-2, 221) vs. Syracuse, 11-09-13
Opponent – Tajh Boyd (28-41-1, 301, 1 TD), Clemson, 10-26-13

35 Pass Attempts

Maryland – Caleb Rowe (20-46-2, 287, 3 TD) vs. Clemson, 10-26-13
Opponent – Tajh Boyd (28-41-1, 301, 1 TD), Clemson, 10-26-13

40 Pass Completions

Maryland – Scott Milanovich (46-62-1, 380, 1 TD) at Florida St., 11-18-95

30 Pass Completions

Maryland – Danny O'Brien (34-52-3, 289, 1 TD) vs. West Virginia, 09-17-11
Opponent – Geno Smith (30-43-0, 338, 3 TDs) vs. West Virginia, 09-22-12

25 Pass Completions

Maryland – Danny O'Brien (34-52-3, 289, 1 TD) vs. West Virginia, 09-17-11
Opponent – Tajh Boyd (28-41-1, 301, 1 TD), Clemson, 10-26-13

400 PASSING YARDS

Maryland – Danny O'Brien (417) vs. NC State, 11-27-10
Opponent – Kevin Riley (423), California, 09-13-08

300 Passing Yards

Maryland – Caleb Rowe (332) vs. Virginia, 10-26-13
Opponent – Tajh Boyd (304), Clemson, 10-26-13

250 Yards Passing

Maryland – Caleb Rowe (287) vs. Clemson, 10-26-13
Opponent – Tajh Boyd (304), Clemson, 10-26-13

10 Receptions

Maryland – Stefan Diggs (11-152) vs. Boston College, 10-27-12
Opponent – Sammy Watkins (14-163), Clemson, 10-26-13

Two Players with 10 Receptions

Maryland – Walt Williams (11) and Geroy Simon (10) at Syracuse, 11-19-94

100 Receiving Yards

Maryland – Amba Etta-Tawo (6-109) vs. Syracuse, 11-09-13
Opponent – Sammy Watkins (14-163), Clemson, 10-26-13

Two Players with 100 Receiving Yards

Maryland – Quintin McCree (7-117) and Kerry Boykins (6-101), vs. Virginia, 11-05-11
Opponent – Kris Burd (9-112) and Tim Smith (5-101), Virginia, 11-05-11

Player with 100 Rushing Yards and 100 Receiving Yards

Opponent – Mikell Simpson (Rushing: 16-119; Receiving: 13-152),
Virginia, 10-20-07

Three Players with 100 Receiving Yards

Maryland – Jason Kremus (119), Mancel Johnson (106) and Russ Weaver (105) at Wake
Forest, 11-20-93
Opponent – Tavon Austin (11-122), Stedman Bailey (8-113) and Ivan McCartney (8-
101), West Virginia, 09-17-11

200 Receiving Yards

Maryland – Torrey Smith (14-224), NC State, 11-27-10
Opponent – Dez White (5-215), at Ga. Tech, 09-30-99

75-Yard Non-Scoring Reception

Maryland – Caleb Rowe to Brandon Ross (77) vs. Virginia, 10-12-13
Opponent – C. Randolph to Jax Landfried (78), Wake Forest, 12-30-02

75-Yard TD Reception

Maryland – Jamarr Robinson to Torrey Smith (80), at West Virginia, 09-18-10
Opponent – Chandler Whitmer to Shakim Phillips (75), Connecticut, 09-14-13

50-Yard Non-Scoring Reception

Maryland – Caleb Rowe to Brandon Ross (77) vs. Virginia, 10-12-13
Opponent – Tanner Price to Brandon Pendergrass (64), Wake Forest, 11-19-11

50-Yard TD Reception

Maryland – Caleb Rowe to Levern Jacobs (71) vs. Clemson, 10-26-13
Opponent – Chase Rettig to Alex Amidon (74), Boston College, 11-23-13

Player Recorded 15 or More Tackles

Maryland – Cole Farrand (23) vs. Clemson, 10-26-13
Opponent – Danzel White (15), Towson, 10-01-11

Player Recorded 20 or More Tackles

Maryland – Cole Farrand (23) vs. Clemson, 10-26-13
Opponent – N/A

Player Recorded 3.0 or More Sacks

Maryland – Andre Monre (3.0) at Virginia Tech, 11-16-13
Opponent – Jeremiah Attaochu (3.0) vs. Georgia Tech, 11-3-12

Player Recorded 2.0 or More Sacks

Maryland – Quinton Jefferson (2.0) at Virginia Tech, 11-16-13
Opponent – Nikita Whitlock (2.0), Wake Forest, 10-19-13

TEAM GAINED 300 RUSHING YARDS

Maryland – vs. Old Dominion (312), 9-07-13
Opponent – Georgia Tech (375), 11-3-12

Team Gained 400 Rushing Yards

Maryland – vs. Virginia (445), 11-20-99
Opponent – Navy (412), 09-06-10

Team Failed to Gain 100 Rushing Yards

Maryland – vs. Syracuse (81), 11-09-13
Opponent – Virginia Tech (54), 11-16-13

Team Failed to Gain 50 Rushing Yards

Maryland – at Wake Forest (59), 10-19-13
Opponent – Wake Forest (47), 10-19-13

Team Failed to Gain 25 Rushing Yards

Maryland – vs. Virginia (-2), 10-13-12
Opponent – Boston College (8), 10-27-12

Team Gained 300 Passing Yards

Maryland – at Wake Forest (344), 10-19-13
Opponent – Clemson (304), 10-26-13

Team Gained 400 Passing Yards

Maryland – vs. NC State (417), 11-27-10
Opponent – Florida State (431), 10-05-13

Team Failed to Gain 100 Passing Yards

Maryland – at Clemson (41), 11-10-12
Opponent – West Virginia (62), 09-21-13

Team Failed to Gain 50 Passing Yards

Maryland – at Clemson (41), 11-10-12
Opponent – Georgia Tech (31), 11-3-12

Team Gained 400 Yards of Total Offense

Maryland – vs. Virginia (468), 10-12-13
Opponent – Clemson (540), 10-26-13

Team Gained 500 Yards of Total Offense

Maryland – at Connecticut (501), 09-14-13
Opponent – Clemson (540), 10-26-13

Team Gained 600 Yards of Total Offense

Maryland – at Duke (685), 09-25-04
Opponent – Florida State (614), 10-05-13

Team Failed to Gain 200 Yards of Total Offense

Maryland – at Clemson (180), 11-10-12
Opponent – West Virginia (175), 09-21-13

Scored 50 Points or more

Maryland – vs. East Carolina (51-21), 12-29-10
Opponent – Florida State (63-0), 10-05-13

Scored 50 Points or more (ACC Game)

Maryland – vs. Wake Forest (62-14), 10-30-10
Opponent – Florida State (63-0), 10-05-13

Shutout

Maryland – at Florida State (0-63), 10-05-13
Opponent – West Virginia (37-0), 09-21-13

Shutout (ACC Game)

Maryland – at Florida State (0-63), 10-05-13
Opponent – Wake Forest (26-0), 10-18-08

Terps Played in an Overtime Game

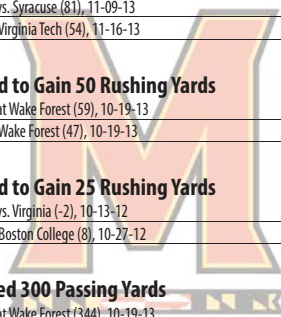
at Virginia Tech (W-1 OT, 27-24), 11-16-13
All-time record in overtime games, 5-3 (2-0 at home, 3-3 on the road)

Team Scored 28 Points or More In a Qtr

Maryland – vs. Wake Forest (28, 3rd Qtr.), 10-30-10
Opponent – NC State (35, 4th Qtr.), 11-26-11

Team Scored 21 Points or More In a Qtr

Maryland – vs. FIU (27, 2nd Qtr.), 08-31-13
Opponent – Clemson (21, 4th Qtr.), 10-26-13



MARYLAND SINGLE GAME, SEASON & CAREER RECORDS

RUSHING RECORDS

Career Yards

1. LaMont Jordan, 1997-00	4,147
2. Charlie Wysocki, 1978-81	3,317
3. Steve Atkins, 1975-78	2,971
4. Lance Ball, 2004-07	2,487
5. Bruce Perry, 1999, 2001-03	2,424
6. Rick Badanjek, 1982-85	2,417
7. Davin Meggett, 2008-11	2,411
8. Da'Rel Scott, 2007-10	2,401
9. Louis Carter, 1972-74	2,266
10. Alvin Blount, 1983-86	2,158
11. Willie Joyner, 1980-83	2,140
12. Josh Allen, 2002-03, 2005-06	1,958
13. Billy Lovett, 1966-68	1,913
14. Ed Modzelewski, 1949-51	1,893
15. Mark Mason, 1990-93	1,807

Season Yards

1. LaMont Jordan (Jr.), 1999	1,632
2. Charlie Wysocki (Jr.), 1980	1,359
3. Steve Atkins (Sr.), 1978	1,261
4. Bruce Perry (So.), 2001	1,242
5. Chris Downs (Sr.), 2002	1,154
6. Charlie Wysocki (So.), 1979	1,140
7. Da'Rel Scott (So.), 2008	1,133
8. Willie Joyner (Jr.), 1982	1,039
9. Louis Carter (Sr.), 1974	991
10. Billy Lovett (Sr.), 1968	963
11. Art Seymore (So.), 1970	945
12. Josh Allen (So.), 2003	922
13. LaMont Jordan (Sr.), 2000	920
14. Willie Joyner (Sr.), 1983	908
15. LaMont Jordan (So.), 1998	906

Single-Game Yards

1. LaMont Jordan vs. Virginia, 1999	306
2. Bruce Perry vs. Wake Forest, 2001	276
3. Josh Allen vs. Virginia, 2003	257
4. Willie Joyner vs. No. Carolina, 1982	240
5. Bruce Perry vs. Wake Forest, 2003	237
George Scott vs. Villanova, 1977	237
7. LaMont Jordan vs. Duke, 1999	227
8. Charlie Wysocki vs. Louisville, 1979	222
9. Rick Badanjek vs. Virginia, 1984	217
10. Charlie Wysocki vs. Duke, 1980	216
11. Steve Atkins vs. Syracuse, 1976	215
12. Alvin Blount vs. Clemson, 1984	214
13. Louis Carter vs. Virginia, 1974	213
14. Chris Downs vs. Georgia Tech, 2002	212
15. Charlie Wysocki vs. Virginia, 1979	202

Career Touchdowns

1. Rick Badanjek, 1982-85	44
2. LaMont Jordan, 1997-2000	36
3. Steve Atkins, 1975-78	31
4. Lance Ball, 2004-07	26
Charlie Wysocki, 1978-81	26
6. Louis Carter, 1972-74	25
7. Josh Allen, 2002-03, 2005-06	21
Ed Modzelewski, 1949-51	21
9. Keon Lattimore, 2004-07	19
Buddy Rodgers, 1994-97	19
11. Davin Meggett, 2008-11	18
Tommy Neal, 1983-86	18
Ed Vereb, 1953-55	18
Bob Shemonski, 1949-51	18
15. C.J. Brown, 2011-	17
Da'Rel Scott, 2007-10	17
Bruce Perry, 1999, 2001-2003	17

Season Touchdowns

1. LaMont Jordan (Jr.), 1999	16
2. Rick Badanjek (Jr.), 1984	15
Bob Shemonski (Jr.), 1950	15
4. Louis Carter (Jr.), 1973	14
Ed Vereb (Sr.), 1955	14
6. Keon Lattimore (Sr.), 2007	13
Chris Downs (Sr.), 2002	13
8. C.J. Brown (Sr.), 2013	12
Lance Ball (Sr.), 2007	12
Rick Badanjek (Sr.), 1985	12
11. D.J. Adams (Fr.), 2010	11
LaMont Jordan (Sr.), 2000	11
Charlie Wysocki (Jr.), 1980	11
Ed Modzelewski (Sr.), 1951	11
Lu Gambino (Sr.), 1947	11

Single-Game Touchdowns

1. Bob Shemonski vs. Va. Tech, 1950	5
2. D.J. Adams vs. East Carolina, 2010	4
Chris Downs vs. North Carolina, 2002	4
LaMont Jordan vs. Clemson, 1999	4
Charlie Wysocki vs. Virginia, 1981	4
6. C.J. Brown vs. NC State, 2013	3
D.J. Adams vs. Virginia, 2010	3
Lance Ball vs. Georgia Tech, 2007	3
Keon Lattimore vs. Villanova, 2007	3
Chris Downs vs. Georgia Tech, 2002	3
Bruce Perry vs. E. Michigan, 2001	3
LaMont Jordan vs. Middle Tennessee State, 2000	3
LaMont Jordan vs. Western Carolina, 1999	3
Rick Badanjek vs. No. Carolina, 1984	3
Rick Badanjek vs. NC State, 1984	3
John Nash vs. Wake Forest, 1982	3
Steve Atkins vs. Duke, 1978	3
George Scott vs. Villanova, 1977	3
Steve Atkins vs. Duke, 1977	3
Steve Atkins vs. Syracuse, 1977	3
Louis Carter vs. Clemson, 1973	3
Dennis O'Hara vs. Wake Forest, 1969	3
Dennis Condie vs. Virginia, 1960	3
Jim Joyce vs. Virginia, 1959	3
John Forbes vs. Miami, 1958	3

PASSING RECORDS

Career Completions

1. Scott Milanovich, 1992-95	650
2. Chris Turner, 2007-09	547
3. Boomer Esiason, 1981-83	461
4. Sam Hollenbach, 2003-06	417
5. Neil O'Donnell, 1987-89	387
6. Dan Henning, 1985-87	353
7. Brian Cummings, 1994-97	344
8. Danny O'Brien, 2010-11	342
9. Scott McBrien, 2002-03	335
10. John Kaleo, 1991-92	305
11. Dick Shiner, 1961-63	287
12. Shaun Hill, 2000-01	270
Scott Zolak, 1988-90	270
14. Stan Gelbaugh, 1981-85	251
15. C.J. Brown, 2011-	248

Season Completions

1. John Kaleo (Sr.), 1992	286
2. Scott Milanovich (So.), 1993	279
3. Scott Milanovich (Jr.), 1994	229
4. Scott Zolak (Sr.), 1990	225
5. Chris Turner (Jr.), 2008	214
6. Sam Hollenbach (Sr.), 2006	203
7. Shaun Hill (Sr.), 2001	197
8. Dan Henning (Jr.), 1986	196
9. Danny O'Brien (Fr.), 2010	192
Sam Hollenbach (Jr.), 2005	192
11. Chris Turner (Sr.), 2009	180
12. Boomer Esiason (Jr.), 1982	176
13. Scott McBrien (Sr.), 2003	173
14. C.J. Brown (Sr.), 2013	166
Stan Gelbaugh (Sr.), 1985	166

Single-Game Completions

1. Scott Milanovich vs. Florida St., 1995	46
2. Scott Milanovich vs. Wake Forest, 1993	37
3. Scott Milanovich vs. Syracuse, 1994	35
Scott Milanovich vs. W. Virginia, 1993	35
5. Danny O'Brien vs. W. Virginia, 2011	34
Scott Milanovich vs. No. Carolina, 1993	34
7. Danny O'Brien vs. NC State, 2010	33
Chris Turner vs. Boston College, 2008	33
9. Scott Milanovich vs. Wake Forest, 1995	32
Scott Milanovich vs. Virginia, 1994	32
Scott Milanovich vs. NC State, 1994	32
John Kaleo vs. Virginia, 1992	32
13. Danny O'Brien vs. Miami, 2011	31
John Kaleo vs. No. Carolina, 1992	31

MARYLAND SINGLE GAME, SEASON & CAREER RECORDS

Career Yards

1. Scott Milanovich, 1992-95	7,301
2. Chris Turner, 2007-09	6,543
3. Boomer Esiason, 1981-83	6,259
4. Scott McBrien, 2002-2003	5,169
5. Sam Hollenbach, 2003-06	5,139
6. Neil O'Donnell, 1987-89	4,989
7. Dan Henning, 1985-87	4,560
8. Danny O'Brien, 2010-11	4,086
9. Brian Cummings, 1994-97	4,080
10. John Kaleo, 1991-92	3,660
11. Stan Gelbaugh, 1981-85	3,659
12. Dick Shiner, 1961-63	3,410
13. Bob Avellini, 1972-74	3,222
14. Shaun Hill, 2000-01	3,159
15. Scott Zolak, 1988-90	3,124
16. C.J. Brown, 2011-	3,084

Season Yards

1. Scott Milanovich (So.), 1993	3,499
2. John Kaleo (Sr.), 1992	3,392
3. Dan Henning (Jr.), 1986	2,725
4. Scott McBrien (Sr.), 2003	2,672
5. Scott Zolak (Sr.), 1990	2,589
6. Sam Hollenbach (Jr.), 2005	2,539
7. Chris Turner (Jr.), 2008	2,516
8. Scott McBrien (Jr.), 2002	2,497
9. Stan Gelbaugh (Sr.), 1985	2,475
10. Danny O'Brien (Fr.) 2010	2,438
11. Scott Milanovich (Jr.), 1994	2,394
12. Shaun Hill (Sr.), 2001	2,380
13. Sam Hollenbach (Sr.), 2006	2,371
14. Boomer Esiason (Sr.), 1983	2,322
15. Boomer Esiason (Jr.), 1982	2,302
16. C.J. Brown (Sr.), 2013	2,242

Single-Game Yards

1. Scott Milanovich vs. Va. Tech, 1993	498
2. Scott Milanovich vs. W. Virginia, 1993	451
3. John Kaleo vs. Clemson, 1992	418
4. Danny O'Brien vs. NC State, 2010	417
5. Scott Milanovich vs. Wake Forest, 1993	416
6. John Kaleo vs. Pittsburgh, 1992	415
7. Scott Milanovich vs. Duke, 1993	414
8. Scott Milanovich vs. No. Carolina, 1993	405
John Kaleo vs. Wake Forest, 1992	405
10. Scott McBrien vs. West Virginia (Gator Bowl), 2004	381
11. Scott Milanovich vs. Florida St., 1995	380

Career Touchdowns

1. Scott Milanovich, 1992-95	49
2. Boomer Esiason, 1981-83	42
3. Scott McBrien, 2002-2003	34
4. Chris Turner, 2007-09	30
5. Danny O'Brien, 2010-11	29
6. Sam Hollenbach, 2003-06	28
7. Neil O'Donnell, 1987-89	26
8. Dan Henning, 1985-87	24
9. Alan Pastrana, 1965-68	23
Brian Cummings, 1994-97	22
Jack Scarbath, 1950-52	22
12. Dick Shiner, 1961-63	21
13. C.J. Brown, 2011-	20
Stan Gelbaugh, 1981-85	20
15. Shaun Hill, 2000-01	19

Season Touchdowns

1. Scott Milanovich (So.), 1993	26
2. Danny O'Brien (Fr.) 2010	22
3. Scott Milanovich (Jr.), 1994	20
4. Scott McBrien (Sr.), 2003	19
5. Boomer Esiason (Jr.), 1982	18
6. John Kaleo (Sr.), 1992	17
Alan Pastrana (Jr.), 1966	17
8. Sam Hollenbach (Sr.), 2006	15
Scott McBrien (Jr.), 2002	15
Dan Henning (Jr.), 1986	15
Stan Gelbaugh (Sr.), 1985	15
Boomer Esiason (Sr.), 1983	15
13. C.J. Brown (Sr.), 2013	13
Chris Turner (Jr.), 2008	13
Shaun Hill (Sr.), 2001	13
Sam Hollenbach (Jr.), 2005	13

Single-Game Touchdowns

1. Scott Milanovich vs. NC State, 1994	5
Scott Milanovich vs. Wake Forest, 1993	5
Scott Milanovich vs. W. Virginia, 1993	5
Scott Milanovich vs. No. Carolina, 1993	5
John Kaleo vs. Clemson, 1992	5
6. Danny O'Brien vs. NC State, 2010	4
Danny O'Brien vs. Wake Forest, 2010	4
Joel Statham vs. Duke, 2004	4
Scott McBrien vs. North Carolina, 2003	4
Scott Milanovich vs. Ga. Tech, 1994	4
Scott Milanovich vs. Va. Tech, 1993	4
Mark Manges vs. Villanova, 1975	4

RECEIVING RECORDS

Career Receptions

1. Jermaine Lewis, 1992-95	193
2. Geroy Simon, 1993-96	185
3. Torrey Smith, 2008-10	152
4. Darrius Heyward-Bey, 2006-08	138
5. Frank Wycheck, 1990-92	134
6. Russ Weaver, 1992-94	120
7. Guillian Gary, 1998-2001	113
8. Azizuddin Abdur-Ra'ooof, 1984-87	108
9. Barry Johnson, 1987-90	106
10. Ferrell Edmunds, 1984-87	101
11. Marcus Badgett, 1989-92	100
Frank Russell, 1972-74	100
13. Greg Hill, 1982-84	97
14. Mancel Johnson, 1993-96	94
15. Jafar Williams, 2000-03	90

17. Stefon Diggs, 2012-

88

Season Receptions

1. Geroy Simon (So.), 1994	77
2. Marcus Badgett (Sr.), 1992	75
3. Russ Weaver (Jr.), 1993	69
4. Torrey Smith (Jr.), 2010	67
5. Jermaine Lewis (Sr.), 1995	66
6. Torrey Smith (So.), 2009	61
7. Frank Wycheck (Fr.), 1990	58
8. Richie Harris (Sr.), 1992	56
9. Geroy Simon (Jr.), 1995	54
Stefon Diggs (Fr.), 2012	54
11. Jermaine Lewis (So.), 1993	52
Dan Prunzik (Sr.), 1992	52
13. Darrius Heyward-Bey (So.), 2007	51
Vernon Davis (Jr.), 2005	51
Allen Williams (Sr.), 1994	51
Greg Hill (Sr.), 1984	51

Single-Game Receptions

1. Geroy Simon vs. Florida St., 1995	16
2. Torrey Smith vs. NC State, 2010	14
Russ Weaver vs. Wake Forest, 1993	14
Frank Wycheck vs. Va. Tech, 1990	14
5. Jermaine Lewis vs. Ga. Tech, 1995	13
6. Frank Wycheck vs. NC State, 1990	12
7. Darrius Heyward-Bey vs. Wake Forest, 2008	11
Jermaine Lewis vs. NC State, 1995	11
Allen Williams vs. Syracuse, 1994	11
Geroy Simon vs. W. Virginia, 1994	11
Marcus Badgett vs. Wake Forest, 1992	11
Marcus Badgett vs. Pittsburgh, 1992	11
John Tice vs. Clemson, 1982	11
Stefon Diggs vs. Boston College, 2012	11

MARYLAND SINGLE GAME, SEASON & CAREER RECORDS

Career Yards

1. Jermaine Lewis, 1992-95	2,932
2. Torrey Smith, 2008-10	2,215
3. Darrius Heyward-Bey, 2006-08	2,089
4. Geroy Simon, 1993-96	2,059
5. Azizuddin Abdur-Ra'ouf, 1984-87	1,895
6. Marcus Badgett, 1989-92	1,748
7. Barry Johnson, 1987-90	1,721
Greg Hill, 1982-84	1,721
9. Ferrell Edmunds, 1984-87	1,641
10. Guilian Gary, 1998-2001	1,552
11. James Milling, 1984-87	1,446
12. Stefon Diggs, 2012-	1,435
13. Russell Davis, 1981-83	1,408
14. Vernon Davis, 2003-05	1,371
15. Frank Russell, 1972-74	1,344

Season Yards

1. Marcus Badgett (Sr.), 1992	1,240
2. Torrey Smith (Jr.), 2010	1,055
3. Jermaine Lewis (So.), 1993	957
4. Jermaine Lewis (Sr.), 1995	937
5. Geroy Simon (So.), 1994	891
6. Vernon Davis (Jr.), 2005	871
7. Stefon Diggs (Fr.), 2012	848
8. Torrey Smith (So.), 2009	824
9. Greg Hill (Sr.), 1984	820
10. Darrius Heyward-Bey, (So.), 2007	786
11. Guilian Gary (Sr.), 2001	727
12. Darrius Heyward-Bey (Fr.), 2006	694
13. Jermaine Lewis (Jr.), 1994	692
14. Barry Johnson (Jr.), 1989	689
15. Dan Prunzik (Sr.), 1992	680

Single-Game Yardage

1. Marcus Badgett vs. Pittsburgh, 1992	251
2. Jermaine Lewis vs. No. Carolina, 1993	250
3. Torrey Smith vs. NC State, 2010	224
4. James Milling vs. No. Carolina, 1986	220
5. Marcus Badgett vs. Duke, 1992	218
6. Jermaine Lewis vs. Duke, 1995	205
7. Jermaine Lewis vs. Ga. Tech, 1995	189
8. Russell Davis vs. Penn State, 1982	188
9. Marcus Badgett vs. Wake Forest, 1992	187
10. Marcus Badgett vs. Clemson, 1992	184
11. Greg Hill vs. Miami, 1984	182

Career Touchdowns

1. Jermaine Lewis, 1992-95	21
2. Torrey Smith, 2008-10	19
3. Greg Hill, 1982-84	18
4. Darrius Heyward-Bey, 2006-08	13
Guilian Gary, 1998-2001	13
6. Gary Collins, 1959-61	12
7. Marcus Badgett, 1989-92	11
Barry Johnson, 1987-90	11
9. Mancel Jonsson, 1993-96	10
Geroy Simon, 1993-96	10
Azizuddin Abdur-Ra'ouf, 1984-87	10
Ferrell Edmunds, 1984-87	10
Dan Bungori, 1971-73	10
14. Stefon Diggs, 2012-	9
Vernon Davis, 2003-05	9
Vernon Joines, 1985-88	9
Mike Lewis, 1979-82	9

Season Touchdowns

1. Torrey Smith (Jr.), 2010	12
2. Jermaine Lewis (Jr.), 1994	9
Marcus Badgett (Sr.), 1992	9
4. Dan Bungori (So.), 1971	8
5. Guilian Gary (Jr.), 2000	7
Jermaine Lewis (So.), 1993	7
Greg Hill (Jr.), 1983	7
Greg Hill (So.), 1982	7
Billy Van Heusen (Jr.), 1966	7
Darryl Hill (Jr.), 1963	7
11. Vernon Davis (Jr.), 2005	6
Latrez Harrison (Sr.), 2003	6
Guilian Gary (Sr.), 2001	6
Barry Johnson (Jr.), 1989	6
James Milling (Jr.), 1986	6
Don Ratliff (Sr.), 1972	6
Stefon Diggs (Fr.), 2012	6

Single-Game Touchdowns

1. Torrey Smith vs. NC State, 2010	4
2. Vernon Davis vs. Duke, 2004	3
Guilian Gary vs. Georgia Tech, 2000	3
Jermaine Lewis vs. W. Virginia, 1993	3
James Milling vs. No. Carolina, 1986	3
6. 36 players	2
(last time: Kevin Dorsey vs. Florida State, 11/17/12)	

DEFENSIVE RECORDS

Career Tackles (since 1969)

1. Eric Wilson, 1981-84	481
2. E.J. Henderson, 1999-2002	473
3. Chuck Faucette, 1983-86	466
4. D'Qwell Jackson, 2002-05	447
5. Ratcliff Thomas, 1993-96	424
6. Eric Barton, 1995-98	417
7. Mike Jarmolowich, 1989-92	414
8. Brad Carr, 1974-77	386
9. Scott Saylor, 1987-89	382
10. Alex Wujciak, 2008-10	381
11. Bruce Palmer, 1976-78	351
12. Aaron Thompson, 1998-2001	348
13. Mike Corvino, 1979-82	347
14. Ted Klaube, 1975-77	344
15. Demetrius Hartsfield, 2009-12	338

Season Tackles (since 1969)

1. Neal Olkewicz (Sr.), 1978	188
2. Ted Klaube (Sr.), 1977	186
3. Eric Wilson (Jr.), 1983	178
4. E.J. Henderson (Sr.), 2002	175
5. Harry Walters (Jr.), 1974	173
6. Kevin Walker (Sr.), 1987	172
7. Eric Wilson (Sr.), 1984	160
8. Eric Barton (Sr.), 1998	159
Brian Matera (Sr.), 1979	159
10. Brad Carr (Jr.), 1976	157
11. Mike Jarmolowich (Jr.), 1991	153
12. Chuck Faucette (Sr.), 1986	151
Bruce Palmer (Sr.), 1978	151
14. E.J. Henderson (Jr.), 2001	150
15. Kevin Benson (Sr.), 1975	149

Career TFL (since 1974)

1. E.J. Henderson, 1999-02	62.5
2. Aaron Thompson, 1998-01	45
3. Charles Johnson, 1976-78	37
4. Mike Corvino, 1979-82	36
5. Eric Ogbogu, 1994-97	35.5
6. Randy Starks, 2001-03	34.0
7. Shawne Merriman, 2003-04	32.5
8. Al Wallace, 1993-96	32
Joe Vellano, 2009-12	32
10. Delbert Cowsette, 1996-99	31
11. Gurnest Brown, 1979-82	27
Demetrius Hartsfield, 2009-12	27
13. Mike Whaley, 2000-01	26
14. Jeremy Navarre, 2005-08	25.5
15. Bruce Mesner, 1983-86	25
16. Andre Monroe, 2011-	24.5

MARYLAND SINGLE GAME, SEASON & CAREER RECORDS

Season TFL (since 1974)

1. E.J. Henderson (Jr.), 2001	28
2. Randy White (Sr.), 1974	24
3. E.J. Henderson (Sr.), 2002	19.5
4. Charles Johnson (Sr.), 1978	18
5. Andre Monroe (Jr.), 2013	17
Shawne Merriman (So.), 2004	17
Aaron Thompson (So.), 1999	17
Kris Jenkins (Sr.), 2000	17
Bruce Palmer (Sr.), 1978	17
10. Jack Bradford (Sr.), 1990	16
Bruce Mesner (Sr.), 1985	16
12. Marcus Whitfield (Sr.), 2013	15.5
13. Eric Ogbogu (Jr.), 1996	15
Eric Hicks (Jr.), 1996	15
Gurnest Brown (Jr.), 1981	15

Career TFL Yards (since 1974)

1. E.J. Henderson, 1999-2002	207
2. Mike Corvino, 1979-82	206
3. Charles Johnson, 1976-78	205
4. Aaron Thompson, 1998-2001	197
5. Shawne Merriman, 2002-03	170
6. James Shaffer, 1976-79	153
7. Gurnest Brown, 1979-82	149
8. Adrian Moten, 2007-10	145
9. Randy Starks, 2001-03	143
Eric Ogbogu, 1994-97	143
Ted Chapman, 1984-86	143

Season TFL Yards (since '74)

1. Randy White (Sr.), 1974	122
2. Charles Johnson (Sr.), 1978	119
3. Marcus Whitfield (Sr.), 2013	109
4. Marlin Van Horn (Jr.), 1978	101
5. Mark Duda (Sr.), 1982	94
6. Mike Corvino (Jr.), 1981	91
7. Shawne Merriman (So.), 2004	87
8. E.J. Henderson (Sr.), 2002	86
Bruce Mesner (Sr.), 1986	86
10. James Shaffer (Sr.), 1979	84
11. Bruce Palmer (Sr.), 1978	81

Career Sacks (since 1969)

1. Mike Corvino, 1979-82	24
2. Shawne Merriman, 2002-04	22
3. Mark Duda, 1979-82	19
Charles Johnson, 1976-78	19
Bruce Palmer, 1976-78	19
6. Eric Ogbogu, 1994-97	18.5
7. E.J. Henderson, 1999-2002	18
Bruce Mesner, 1983-86	18
Gurnest Brown, 1979-82	18
10. Randy Starks, 2001-03	17.5
11. Joe Campbell, 1973-76	17
12. Adrian Moten, 2007-10	15.5
13. Aaron Thompson, 1998-2001	15
Jack Bradford, 1987-90	15
Ernie Salley, 1974-77	15

Season Sacks (since 1969)

1. Mark Duda (Sr.), 1982	13
Bruce Palmer (Sr.), 1978	13
3. Bruce Mesner (Jr.), 1985	12
Charles Johnson (Sr.), 1978	12
Randy White (Sr.), 1974	12
6. Mike Corvino (Jr.), 1981	11
Marlin Van Horn (Sr.), 1979	11
8. Kris Jenkins (Sr.), 2000	10
Gurnest Brown (Jr.), 1981	10
Jack Bradford (Sr.), 1990	10
11. Andre Monroe (Jr.), 2013	9.5
12. Marcus Whitfield (Sr.), 2013	9.0
13. Shawne Merriman (So.), 2003	8.5
Shawne Merriman (Jr.), 2004	8.5
E.J. Henderson (Sr.), 2002	8.5

Season Forced Fumbles (since 1987)

1. Joel Goode, 1987	6
2. Darin Drakeford, 2011	4
Kenny Tate, 2010	4
Milton Harris, 2005	4
5. Adrian Moten, 2007	3
Moise Fokou, 2007	3
Erin Henderson, 2006	3
Shawne Merriman, 2004	3
E.J. Henderson, 2002	3
Rod Littles, 2001	3
Aaron Thompson, 2000	3
Rod Littles, 2000	3
Eric Barton, 1998	3
Eric Ogbogu, 1998	3
Chad Wiestling, 1992	3
Lubo Zizakovich, 1990	3
Cole Farrand, 2012	3

Career Interceptions

1. Tom Brown, 1960-62	17
2. Lendell Jones, 1980-83	14
3. Bob Sullivan, 1962-63	13
4. A.J. Johnson, 1993-96	12
Bob Smith, 1972-74	12
Bernie Faloney, 1951-53	12
7. Curome Cox, 2000-02	10
Lewis Sanders, 1996-99	10
Howard Eubanks, 1979-82	10
Lloyd Burruss, 1976-80	10
Ralph Lary, 1977-80	10
Ken Schroy, 1972-74	10
13. Tony Jackson, 1997-2001	9
Shawn Forte, 1998-2000	9
Keeta Covington, 1983-86	9
Clarence Baldwin, 1981-83	9
Jim Brechbiel, 1972-75	9
Wally Stalnaker, 1967-69	9
Joe Horning, 1951-54	9

Season Interceptions

1. Bob Sullivan (Sr.), 1965	10
2. Tom Brown (Jr.), 1961	8
3. Clarence Baldwin (Sr.), 1983	7
Lendell Jones (Jr.), 1982	7
Ralph Lary (Jr.), 1979	7
Bob Smith (So.), 1972	7
7. Tony Jackson (Sr.), 2001	6
Lewis Sanders (Jr.), 1999	6
A.J. Johnson (Jr.), 1995	6
Keeta Covington (Jr.), 1985	6
Larry Marshall (Sr.), 1971	6
Tom Brown (Sr.), 1962	6
Bernie Faloney (Sr.), 1953	6
Joe Horning (Fr.), 1951	6
15. 10 players	5
(last time: Domonique Foxworth (So.), 2002)	

Single-Game Interceptions

1. Lendell Jones vs. Duke, 1982	4
---------------------------------	---

Career Interception Return Yards

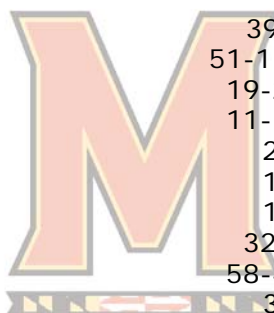
1. Tom Brown, 1960-62	275
2. Alex Wujciak, 2008-10	238
3. Joe Horning, 1951-54	222
4. Bill McFadden, 1979-82	212
5. Bernie Faloney, 1950-53	207
6. Randall Jones, 1998-2001	177
7. Lloyd Burruss, 1976-80	173
8. Jim LaRue, 1947-49	168
9. Ernie Arizzi, 1961-63	166
10. Ken Schroy, 1972-74	165
11. Frank Tamburello, 1954-55	161
12. Ralph Lary, 1977-80	160
13. Curome Cox, 2000-03	153
14. Joe Petruzzo, 1950-51	143
15. J.B. Brown, 1985-88	142

Season Interception Return Yards

1. Alex Wujciak (Jr.), 2009	152
2. Joe Horning (Fr.), 1951	147
3. Frank Tamburello (So.), 1954	140
4. Cliff Crosby (Sr.), 1998	133
5. Larry Marshall (Sr.), 1971	131
6. Tom Brown (Sr.), 1962	122
7. Eddie Tomlin (Sr.), 1989	120
8. Shawn Forte (Sr.), 2000	114
9. Bill McFadden (Jr.), 1981	112
10. Dickie Lewis (So.), 1956	111
11. Jim LaRue (Sr.), 1949	103
12. Ralph Lary (Jr.), 1979	102
Joe Petruzzo (So.), 1950	102
14. Cameron Chism (Sr.), 2011	100
15. Lewis Sanders (So.), 1997	99

2013 TEAM STATISTICS

Team Statistics	UMD	OPP
SCORING	340	329
Points Per Game	26.2	25.3
FIRST DOWNS	246	254
Rushing	97	104
Passing	130	137
Penalty	19	13
RUSHING YARDAGE	1929	1941
Yards gained rushing	2364	2416
Yards lost rushing	435	475
Rushing Attempts	476	522
Average Per Rush	4.1	3.7
Average Per Game	148.4	149.3
TDs Rushing	18	20
PASSING YARDAGE	3231	2926
Comp-Att-Int	230-415-10	269-435-11
Average Per Pass	7.8	6.7
Average Per Catch	14.0	10.9
Average Per Game	248.5	225.1
TDs Passing	18	18
TOTAL OFFENSE	5160	4867
Total Plays	891	957
Average Per Play	5.8	5.1
Average Per Game	396.9	374.4
KICK RETURNS: #-Yards	51-1165	55-1109
PUNT RETURNS: #-Yards	19-204	28-159
INT RETURNS: #-Yards	11-118	10-120
KICK RETURN AVERAGE	22.8	20.2
PUNT RETURN AVERAGE	10.7	5.7
INT RETURN AVERAGE	10.7	12.0
FUMBLES-LOST	32-18	17-10
PENALTIES-Yards	58-477	65-574
Average Per Game	36.7	44.2
PUNTS-Yards	76-3063	85-3494
Average Per Punt	40.3	41.1
Net punt average	35.8	37.1
KICKOFFS-Yards	69-4237	72-4168
Average Per Kick	61.4	57.9
Net kick average	41.0	36.2
TIME OF POSSESSION/Game	29:32	30:27
3RD-DOWN Conversions	60/189	69/202
3rd-Down Pct	32%	34%
4TH-DOWN Conversions	6/18	7/17
4th-Down Pct	33%	41%
SACKS BY-Yards	37-274	27-204
MISC YARDS	0	10
TOUCHDOWNS SCORED	39	38
FIELD GOALS-ATTEMPTS	21-25	21-23
ON-SIDE KICKS	0-2	0-0
RED-ZONE SCORES	(38-46) 83%	(48-53) 91%
RED-ZONE TOUCHDOWNS	(22-46) 48%	(30-53) 57%
PAT-ATTEMPTS	(37-38) 97%	(36-37) 97%
ATTENDANCE	233269	249341
Games/Avg Per Game	6/38878	5/49868
Neutral Site Games		2/42920



Score by Quarters	1st	2nd	3rd	4th	OT	Total
Maryland	92	117	71	54	6	340
Opponents	80	78	54	114	3	329

2013 INDIVIDUAL STATISTICS

Rushing	gp	att	gain	loss	net	avg	td	lg	avg/g
Brandon Ross	12	166	865	89	776	4.7	4	36	64.7
C.J. Brown	11	140	772	196	576	4.1	12	64	52.4
Albert Reid	13	70	320	26	294	4.2	2	38	22.6
Jacquille Veii	11	39	171	25	146	3.7	0	26	13.3
Kenneth Goins	13	9	48	0	48	5.3	0	10	3.7
Stefon Diggs	7	7	48	3	45	6.4	0	26	6.4
Levern Jacobs	12	6	37	11	26	4.3	0	16	2.2
Caleb Rowe	7	20	76	51	25	1.2	0	19	3.6
Deon Long	7	1	18	0	18	18.0	0	18	2.6
Ricardo Young	3	4	9	2	7	1.8	0	7	2.3
TEAM	9	14	0	32	-32	-2.3	0	0	-3.6
Total	13	476	2364	435	1929	4.1	18	64	148.4
Opponents	13	522	2416	475	1941	3.7	20	72	149.3

Passing	gp	effic	comp-att-int	pct	yds	td	lg	avg/g
C.J. Brown	11	135.90	166-282-7	58.9	2242	13	66	203.8
Caleb Rowe	7	120.29	64-131-3	48.9	989	5	77	141.3
Stefon Diggs	7	0.00	0-1-0	0.0	0	0	0	0.0
TEAM	9	0.00	0-1-0	0.0	0	0	0	0.0
Total	13	130.31	230-415-10	55.4	3231	18	77	248.5
Opponents	13	126.94	269-435-11	61.8	2926	18	75	225.1

Receiving	gp	no.	yds	avg	td	lg	avg/g
Levern Jacobs	12	47	640	13.6	3	71	53.3
Stefon Diggs	7	34	587	17.3	3	66	83.9
Nigel King	12	33	450	13.6	4	53	37.5
Deon Long	7	32	489	15.3	1	47	69.9
Amba Etta-Tawo	12	31	500	16.1	2	44	41.7
Brandon Ross	12	18	173	9.6	0	77	14.4
Dave Stinebaugh	12	15	204	13.6	3	32	17.0
Albert Reid	13	6	62	10.3	1	27	4.8
Malcolm Culmer	12	5	59	11.8	0	26	4.9
Jacquille Veii	11	5	18	3.6	0	6	1.6
Kenneth Goins	13	4	49	12.2	1	17	3.8
Total	13	230	3231	14.0	18	77	248.5
Opponents	13	269	2926	10.9	18	75	225.1

Punt Returns	no.	yds	avg	td	lg
William Likely	16	205	12.8	1	63
Stefon Diggs	2	-1	-0.5	0	0
TEAM	1	0	0.0	0	0
Total	19	204	10.7	1	63
Opponents	28	159	5.7	0	28

Interceptions	no.	yds	avg	td	lg
Dexter McDougle	3	49	16.3	1	49
Sean Davis	2	23	11.5	0	21
Isaac Goins	2	15	7.5	0	15
William Likely	1	0	0.0	0	0
A.J. Hendy	1	28	28.0	1	28
Yannick Ngakoue	1	3	3.0	0	3
Yannik Cudjoe-Virgil	1	0	0.0	0	0
Total	11	118	10.7	2	49
Opponents	10	120	12.0	0	49

Kick Returns	no.	yds	avg	td	lg
William Likely	28	729	26.0	0	51
Stefon Diggs	12	281	23.4	0	40
Levern Jacobs	4	66	16.5	0	25
Albert Reid	2	49	24.5	0	37
Nigel King	1	0	0.0	0	0
DeAndre Lane	1	19	19.0	0	19
P.J. Gallo	1	-1	-1.0	0	0
Shawn Petty	1	13	13.0	0	13
Joe Riddle	1	9	9.0	0	9
Total	51	1165	22.8	0	51
Opponents	55	1109	20.2	0	88

Fumble Returns	no.	yds	avg	td	lg
Total	0	0	0.0	0	0
Opponents	5	45	9.0	0	18

2013 INDIVIDUAL STATISTICS

Scoring	td	fg	PAT				dpx	saf	pts
			kick	rush	rcv	pass			
Brad Craddock	-	21-25	37-38	-	-	-	-	100	
C.J. Brown	12	-	-	-	-	-	-	72	
Brandon Ross	4	-	-	-	-	-	-	24	
Nigel King	4	-	-	-	-	-	-	24	
Albert Reid	3	-	-	-	-	-	-	18	
Stefon Diggs	3	-	-	-	-	-	-	18	
Levern Jacobs	3	-	-	-	-	-	-	18	
Dave Stinebaugh	3	-	-	-	-	-	-	18	
Amba Etta-Tawo	2	-	-	-	-	-	-	12	
Dexter McDougle	1	-	-	-	-	-	-	6	
Deon Long	1	-	-	-	-	-	-	6	
Kenneth Goins	1	-	-	-	-	-	-	6	
A.J. Hendy	1	-	-	-	-	-	-	6	
William Likely	1	-	-	-	-	-	-	6	
TEAM	-	-	-	-	-	-	1	2	
Darius Kilgo	-	-	-	-	-	-	1	2	
Anthony Nixon	-	-	-	-	-	1	-	2	
Total	39	21-25	37-38	-	-	-	1	2	340
Opponents	38	21-23	36-37	-	1	1-1	-	-	329

Total Offense	g	plays	rush	pass	total	avg/g
C.J. Brown	11	422	576	2242	2818	256.2
Caleb Rowe	7	151	25	989	1014	144.9
Brandon Ross	12	166	776	0	776	64.7
Albert Reid	13	70	294	0	294	22.6
Jacquille Veii	11	39	146	0	146	13.3
Kenneth Goins	13	9	48	0	48	3.7
Stefon Diggs	7	8	45	0	45	6.4
Levern Jacobs	12	6	26	0	26	2.2
Deon Long	7	1	18	0	18	2.6
Ricardo Young	3	4	7	0	7	2.3
TEAM	9	15	-32	0	-32	-3.6
Total	13	891	1929	3231	5160	396.9
Opponents	13	957	1941	2926	4867	374.4

Field Goals	fg	pct.	01-19	20-29	30-39	40-49	50-99	lg	blk
Brad Craddock	21-25	84.0	0-0	8-8	8-9	4-5	1-3	50	0
FG Sequence	Maryland		Opponents						
FIU	(20),(25),(23)		(32)						
Old Dominion	(32)		(35)						
UConn	(29),(21),50,(40)		(33),(34)						
West Virginia	(50),(36),(30)		-						
Florida State	51		-						
Virginia	(36),(32)		(28),(18),(27),(26),42						
Wake Forest	35,(23)		(51),(38)						
Clemson	(41),(41)		(31),(29),(25),(24)						
Syracuse	42,(23)		(34),(30)						
Virginia Tech	-		34,(31)						
Boston College	(43)		(22),(19),(52)						
NC State	(33),(33)		-						
MARSHALL	(25),(33)		(27)						

Punting	no.	yds	avg	lg	tb	fc	i20	50+	blk
Nathan Renfro	75	3063	40.8	64	9	20	18	10	0
TEAM	1	0	0.0	0	0	0	0	0	1
Total	76	3063	40.3	64	9	20	18	10	1
Opponents	85	3494	41.1	66	7	29	26	10	0
Kickoffs	no.	yds	avg	tb	ob	retn	net	ydln	
Brad Craddock	69	4237	61.4	12	1				
Total	69	4237	61.4	12	1	20.2	41.0	24	
Opponents	72	4168	57.9	16	2	22.8	36.2	28	

Numbers in (parentheses) indicate field goal was made.

2013 INDIVIDUAL STATISTICS

All Purpose	g	rush	rcv	pr	kr	ir	total	avg/g
Brandon Ross	12	776	173	0	0	0	949	79.1
William Likely	13	0	0	205	729	0	934	71.8
Stefon Diggs	7	45	587	-1	281	0	912	130.3
Levern Jacobs	12	26	640	0	66	0	732	61.0
C.J. Brown	11	576	0	0	0	0	576	52.4
Deon Long	7	18	489	0	0	0	507	72.4
Amba Etta-Tawo	12	0	500	0	0	0	500	41.7
Nigel King	12	0	450	0	0	0	450	37.5
Albert Reid	13	294	62	0	49	0	405	31.2
Dave Stinebaug	12	0	204	0	0	0	204	17.0
Jacquille Veii	11	146	18	0	0	0	164	14.9
Kenneth Goins	13	48	49	0	0	0	97	7.5
Malcolm Culmer	12	0	59	0	0	0	59	4.9
Dexter McDougl	4	0	0	0	0	49	49	12.2
A.J. Hendy	13	0	0	0	0	28	28	2.2
Caleb Rowe	7	25	0	0	0	0	25	3.6
Sean Davis	13	0	0	0	0	23	23	1.8
DeAndre Lane	3	0	0	0	19	0	19	6.3
Isaac Goins	13	0	0	0	0	15	15	1.2
Shawn Petty	13	0	0	0	13	0	13	1.0
Joe Riddle	12	0	0	0	9	0	9	0.8
Ricardo Young	3	7	0	0	0	0	7	2.3
Yannick Ngakou	13	0	0	0	0	3	3	0.2
P.J. Gallo	13	0	0	0	-1	0	-1	-0.1
TEAM	9	-32	0	0	0	0	-32	-3.6
Total	13	1929	3231	204	1165	118	6647	511.3
Opponents	13	1941	2926	159	1109	120	6255	481.2

2013 DEFENSIVE STATISTICS

#	Defensive Leaders	gp	Tackles			tfl/yds	Sacks	Pass defense			Fumbles	blkd		
			ua	a	tot		no-yds	int-yds	brup	qbh	rcv-yds	ff	kick	saf
21	Sean Davis	13	62	40	102	1.5-7	0.5-3	2-23	3	.	1-0	.	.	.
47	Cole Farrand	11	39	45	84	4.5-10	0.5-4	1	.	.
53	L.A. Goree	12	39	37	76	4.5-6	1.0-2	.	1	.	.	1	.	.
40	Matt Robinson	11	43	30	73	10.0-30	0.5-3	.	4	.	2-0	1	.	.
4	William Likely	13	51	19	70	4.5-11	.	1-0	6
20	Anthony Nixon	11	38	22	60	3.0-8	1.0-5
17	Isaac Goins	13	45	15	60	1.0-8	1.0-8	2-15	4	.	1-0	.	.	.
41	Marcus Whitfield	13	25	27	52	15.5-109	9.0-90	.	3	3	1-0	2	1	.
35	Alex Twine	11	26	23	49	2.5-9	.	.	1	1	1-0	1	.	.
99	Quinton Jefferson	13	19	28	47	7.5-32	3.0-18	.	.	2	.	1	.	.
93	Andre Monroe	13	25	17	42	17.0-80	9.5-58	.	1	1	.	2	.	.
46	Abner Logan	12	22	15	37	2.0-3	1-0	.	.	.
97	Darius Kilgo	13	16	21	37	6.5-22	2.0-13	.	1	1	1-0	.	.	1
91	Keith Bowers	13	12	20	32
19	A.J. Hendy	13	20	12	32	1.0-2	.	1-28	2	1	2-0	.	.	.
27	Alvin Hill	12	14	10	24	.	.	.	2
31	Shawn Petty	13	13	11	24	4.0-28	2.0-26	.	1
51	Yannik Cudjoe-Virgil	6	8	10	18	3.5-24	3.0-24	1-0
25	Dexter McDougle	4	13	1	14	.	.	3-49	2
22	Zach Dancel	12	4	7	11
7X	Yannick Ngakoue	13	6	4	10	4.5-12	2.0-8	1-3	.	1	.	1	.	.
30	Kenneth Goins	13	6	3	9	1.0-27
39	Cavon Walker	13	2	7	9
96	Zeke Riser	9	1	6	7	1.5-4	.	.	.	1
32	Jarrett Ross	12	6	1	7
90	Roman Braglio	10	4	2	6	3.5-18	2.0-12
5	Albert Reid	13	2	2	4
71	Nate Clarke	8	2	.	2	1.0-3	1	.	.
73	Alex Walker	4	2	.	2
59	Greg Parcher	10	1	1	2
18	Nathan Renfro	13	2	.	2
44	Andrew Isaacs	11	.	2	2
58	Bradley Johnson	7	.	2	2
84	Amba Etta-Tawo	12	2	.	2
14	Jeremiah Johnson	2	1	1	2	1.0-3
37	Avery Thompson	13	.	2	2
8	Levern Jacobs	12	1	.	1
45	Brandon Ross	12	1	.	1	1	.	.
3	Nigel King	12	1	.	1
77	Mike Madaras	8	1	.	1
7	Caleb Rowe	7	.	1	1
98	Clarence Murphy	5	1	.	1
70	De'Onte Arnett	13	1	.	1
TM	TEAM	9	1
Total		13	577	444	1021	101-456	37-274	11-118	31	11	10-0	12	1	2
Opponents		13	511	348	859	92-381	27-204	10-120	43	14	18-45	18	1	.

GAME-BY-GAME STARTERS

Offense

GAME	WR / TE	Left Tackle	Left Guard	Center	Right Guard	Right Tackle	WR / TE / FB	Quarterback	TB / WR	WR / RB	WR
FIU	Stinebaugh ¹	Madaras ⁹	Arnett ¹¹	Conaboy ¹⁰	Dunn ¹	Doyle ¹	King ⁴	Brown ⁶	B.Ross ⁶	Long ¹	Diggs ⁸
Old Dominion	Stinebaugh ²	Madaras ¹⁰	Arnett ¹²	Conaboy ¹¹	Dunn ²	Doyle ²	King ⁵	Brown ⁷	B.Ross ⁷	Long ²	Diggs ⁹
at Connecticut	Stinebaugh ³	Madaras ¹¹	Arnett ¹³	Conaboy ¹²	Dunn ³	Doyle ³	King ⁶	Brown ⁸	B.Ross ⁸	K.Goins ¹	Diggs ¹⁰
vs. West Virginia	Stinebaugh ⁴	Madaras ¹²	Arnett ¹⁴	Conaboy ¹³	Dunn ⁴	Doyle ⁴	Culmer ¹	Brown ⁹	B.Ross ⁹	Long ³	Diggs ¹¹
at Florida State	Stinebaugh ⁵	Madaras ¹³	Arnett ¹⁵	Conaboy ¹⁴	Dunn ⁵	Doyle ⁵	King ⁷	Brown ¹⁰	B.Ross ¹⁰	Long ⁴	Diggs ¹²
Virginia	Stinebaugh ⁶	Madaras ¹⁴	Arnett ¹⁶	Conaboy ¹⁵	Dunn ⁶	Doyle ⁶	Culmer ²	Rowe ²	B.Ross ¹¹	Long ⁵	Diggs ¹³
at Wake Forest	Stinebaugh ⁷	Madaras ¹⁵	Arnett ¹⁷	Conaboy ¹⁶	Dunn ⁷	Doyle ⁷	Culmer ³	Brown ¹¹	B.Ross ¹²	Long ⁶	Diggs ¹⁴
Clemson	Isaacs ¹	Madaras ¹⁶	Arnett ¹⁸	Conaboy ¹⁷	Dunn ⁸	Doyle ⁸	K.Goins ²	Rowe ³	Reid ²	King ⁸	Etta-Tawo ¹
Syracuse	L.Jacobs ¹	Larose ¹	Arnett ¹⁹	Conaboy ¹⁸	Dunn ⁹	Doyle ⁹	K.Goins ³	Brown ¹²	B.Ross ¹³	King ⁹	Etta-Tawo ²
at Virginia Tech	Culmer ⁴	Doyle ¹⁰	Arnett ²⁰	Conaboy ¹⁹	Zeller ⁴	Dunn ¹⁰	K.Goins ⁴	Brown ¹³	B.Ross ¹⁴	King ¹⁰	Etta-Tawo ³
Boston College	Stinebaugh ⁸	Doyle ¹¹	Arnett ²¹	Conaboy ²⁰	Zeller ⁵	Dunn ¹¹	L.Jacobs ²	Brown ¹⁴	B.Ross ¹⁵	King ¹¹	Etta-Tawo ⁴
at NC State	Stinebaugh ⁹	Doyle ¹²	Arnett ²²	Conaboy ²¹	Zeller ⁶	Dunn ¹²	L.Jacobs ³	Brown ¹⁵	B.Ross ¹⁶	King ¹²	Etta-Tawo ⁵
vs. Marshall	Stinebaugh ¹⁰	Doyle ¹³	Arnett ²³	Conaboy ²²	Zeller ⁷	Dunn ¹³	L.Jacobs ⁴	Brown ¹⁶	B.Ross ¹⁷	King ¹³	Etta-Tawo ⁶

Defense

GAME	Def. End	DT / CB	Def. End	OLB	ILB	ILB	OLB	Cornerback	Safety	Safety	Cornerback
FIU	Jefferson ¹	Kilgo ¹²	Bowers ¹²	Robinson ¹⁰	Farrand ¹²	Goree ⁴	Whitfield ³	McDougle ²⁵	Davis ³	Nixon ⁶	J.Johnson ¹³
Old Dominion	Jefferson ²	Likely ¹	Braglio ¹	Robinson ¹¹	Cudjoe-Virgil ¹	Hendy ¹	Whitfield ⁴	McDougle ²⁶	Davis ⁴	Nixon ⁷	I.Goins ³
at Connecticut	Jefferson ³	Kilgo ¹³	Bowers ¹³	Robinson ¹²	Farrand ¹³	Goree ⁵	Whitfield ⁵	McDougle ²⁷	Davis ⁵	Nixon ⁸	I.Goins ⁴
vs. West Virginia	Jefferson ⁴	Kilgo ¹⁴	Bowers ¹⁴	Robinson ¹³	Farrand ¹⁴	Goree ⁶	Whitfield ⁶	Likely ²	Davis ⁶	Nixon ⁹	I.Goins ⁵
at Florida State	Jefferson ⁵	Kilgo ¹⁵	Bowers ¹⁵	Robinson ¹⁴	Farrand ¹⁵	Goree ⁷	Whitfield ⁷	Likely ³	Davis ⁷	Nixon ¹⁰	I.Goins ⁶
Virginia	Jefferson ⁶	Kilgo ¹⁶	Bowers ¹⁶	Twine ¹⁰	Farrand ¹⁶	Goree ⁸	Whitfield ⁸	Likely ⁴	Davis ⁸	Nixon ¹¹	I.Goins ⁷
at Wake Forest	Jefferson ⁷	Kilgo ¹⁷	Bowers ¹⁷	Logan ¹	Farrand ¹⁷	Hill ¹	Whitfield ⁹	Likely ⁵	Davis ⁹	Nixon ¹²	I.Goins ⁸
Clemson	Jefferson ⁸	Kilgo ¹⁸	Bowers ¹⁸	Logan ²	Farrand ¹⁸	Hill ²	Whitfield ¹⁰	Likely ⁶	Davis ¹⁰	Hendy ²	I.Goins ⁹
Syracuse	Jefferson ⁹	Kilgo ¹⁹	Bowers ¹⁹	Robinson ¹⁵	Petty ⁵	Logan ³	Whitfield ¹¹	Likely ⁷	Davis ¹¹	Hendy ³	I.Goins ¹⁰
at Virginia Tech	Jefferson ¹⁰	Kilgo ²⁰	Monroe ³	Robinson ¹⁶	Farrand ¹⁹	Goree ⁹	Whitfield ¹²	Likely ⁸	Davis ¹²	Nixon ¹³	I.Goins ¹¹
Boston College	Jefferson ¹¹	Kilgo ²¹	Monroe ⁶	Bowers ²⁰	Petty ⁶	Goree ¹⁰	Robinson ¹⁷	Twine ¹¹	Davis ¹³	Nixon ¹⁴	Likely ⁹
at NC State	Jefferson ¹²	Kilgo ²²	Monroe ⁷	Robinson ¹⁸	Logan ⁴	Goree ¹¹	Whitfield ¹³	Likely ¹⁰	Davis ¹⁴	Nixon ¹⁵	I.Goins ¹²
vs. Marshall	Jefferson ¹³	Kilgo ²³	Monroe ⁸	Robinson ¹⁹	Twine ¹¹	Goree ¹²	Whitfield ¹⁴	Likely ¹¹	Davis ¹⁵	Nixon ¹⁶	I.Goins ¹³

Class Starters by Game (includes punter & place-kicker)

GAME	Seniors	Juniors	Sophomores	Redshirt Freshmen	True Freshmen	Total
FIU	5	8	10	1 (Dunn)	0	24
Old Dominion	6	5	10	2 (Dunn, Braglio)	1 (Likely)	24
at Connecticut	6	6	10	2 (Dunn, K.Goins)	0	24
vs. West Virginia	5	7	10	1 (Dunn)	1 (Likely)	24
at Florida State	5	7	10	1 (Dunn)	1 (Likely)	24
Virginia	4	7	11	1 (Dunn)	1 (Likely)	24
at Wake Forest	5	5	11	2 (Dunn, Logan)	1 (Likely)	24
Clemson	3	5	10	4 (Dunn, Logan, K.Goins, Etta-Tawo)	2 (Likely, Isaacs)	24
Syracuse	4	5	9	4 (Dunn, Logan, K.Goins, Etta-Tawo)	2 (Likely, Larose)	24
at Virginia Tech	4	6	10	3 (Dunn, K.Goins, Etta-Tawo)	1 (Likely)	24
Boston College	3	7	11	2 (Dunn, Etta-Tawo)	1 (Likely)	24
at NC State	5	5	10	3 (Dunn, Logan, Etta-Tawo)	1 (Likely)	24
vs. Marshall	5	6	10	2 (Dunn, Etta-Tawo)	1 (Likely)	24

Terrapin Playing-Experience Superlatives

	Offense	Defense
Most overall starts, career —	23, De'Onte Arnett (G) 22, Sal Conaboy (C)	28, Dexter McDougle (CB) 23, Darius Kilgo (NT)
Most overall starts, 2013 —	13, De'Onte Arnett (G), Ryan Doyle (OT), Sal Conaboy (C), Michael Dunn (OL)	13, Quinton Jefferson (DE), Sean Davis (S) 12, Darius Kilgo (NT), Marcus Whitfield (LB)
Most consecutive starts, career —	14, Sal Conaboy (C) 13, Arnett (G), Doyle (OT), Dunn (OL)	13, Quinton Jefferson (DE), Sean Davis (S) 11, Darius Kilgo (NT), Marcus Whitfield (LB)
Most consecutive starts, 2013 —	13, De'Onte Arnett (G), Ryan Doyle (OT), Sal Conaboy (C), Michael Dunn (OL)	13, Quinton Jefferson (DE), Sean Davis (S) 11, Darius Kilgo (NT), Marcus Whitfield (LB)

2013 GAME-BY-GAME PARTICIPATION

SENIORS (15)	FIU	ODU	CT	WV	FS	VA	WF	CU	SU	VT	BC	NCS	MA
10 Perry DB	x	cd	dnt	cd	dnt	cd	dnt	cd	cd	dnt	cd	dnt	cd
16 C.J.Brown QB	S	S	S	S	S	inj	S	inj	S	S	S	S	S
17 I.Goins DB	x	S	S	S	S	S	S	S	S	S	x	S	S
24 Whittington DB	cd	cd	dnt	x	dnt	cd	dnt	cd	cd	cd	cd	cd	cd
25 McDougle DB	S	S	S	inj	inj	inj	inj	inj	inj	inj	inj	inj	inj
41 Whitfield LB	S	S	S	S	S	S	S	S	S	S	x	S	S
42 Buchholz RB	cd	cd	dnt	cd	dnt	cd	dnt	cd	cd	dnt	cd	dnt	cd
58 B.Johnson LB	cd	cd	cd	cd	cd	x	cd	x	x	x	x	x	x
59 Parcher LS	x	x	x	x	x	x	x	x	x	x	inj	inj	inj
69 Harraka OL	x	cd	x	x	x	x	x	x	x	x	x	x	x
70 Arnett OL	S	S	S	S	S	S	S	S	S	S	S	S	S
74 Klemm OL	inj	inj	inj	inj	inj	inj	inj	inj	cd	cd	cd	cd	cd
81 Erhie WR	cd	cd	dnt	cd	dnt	cd	dnt	cd	cd	dnt	cd	dnt	cd
86 Stinebaugh TE	S	S	S	S	S	S	S	inj	x	x	S	S	S
96 Riser DL	inj	inj	inj	inj	x	x	x	x	x	x	x	x	x
Class Participation	9-5	7-6	8-6	8-5	8-5	8-4	8-5	7-3	9-4	9-4	8-3	8-5	8-5

R-FRESHMEN (15)	FIU	ODU	Conn	WV	FS	VA	WF	CU	SU	VT	BC	NCS	MA
10 Cheeseboro WR	inj	inj	inj	inj	inj	inj	inj	x	inj	inj	inj	inj	x
29 Riddle RB	inj	x	x	x	x	x	x	x	x	x	x	x	x
30 K.Goins RB	x	x	S	x	x	x	x	S	S	S	x	x	x
33 Stefanelli RB	cd	x	cd	x	cd	cd	cd	cd	cd	cd	cd	cd	cd
42 Dean LB	cd	cd	dnt	cd	dnt	cd	dnt	cd	cd	dnt	cd	dnt	cd
46 Logan LB	x	x	x	x	x	x	S	S	S	inj	x	S	x
59 Carpenter LS	inj	inj	inj	inj	inj	inj	inj	inj	cd	dnt	x	x	x
76 Dunn OL	S	S	S	S	S	S	S	S	S	S	S	S	S
78 Tucker DL	inj	inj	inj	inj	inj	inj	inj	inj	inj	inj	inj	inj	inj
79 Shelton OL	cd	cd	dnt	cd	dnt	cd	dnt	cd	cd	dnt	inj	dnt	cd
84 Etta-Tawo WR	x	x	cd	x	x	x	x	S	S	S	S	S	S
87 McMahon TE	inj	inj	inj	cd	dnt	cd	dnt	cd	cd	dnt	cd	dnt	cd
88 Gallo TE	x	x	x	x	x	x	x	x	x	x	x	x	x
90 Braglio DL	x	S	x	x	x	x	x	x	cd	x	cd	x	cd
95 Ukandu DL	cd	cd	dnt	cd	dnt	cd	dnt	cd	cd	dnt	cd	dnt	cd
Class Participation	6-1	8-2	6-2	8-1	7-1	7-1	7-2	8-4	6-4	6-3	7-2	8-3	8-2

JUNIORS (21)	FIU	ODU	Conn	WV	FS	VA	WF	CU	SU	VT	BC	NCS	MA
6 Long WR	S	S	x	S	S	S	S	inj	inj	inj	inj	inj	inj
9 Young WR	cd	x	cd	cd	cd	cd	cd	x	cd	x	inj	dnt	inj
14 J.Johnson DB	S	inj	inj	inj	inj	inj	inj	inj	inj	inj	inj	x	x
19 Hendy DB	x	S	x	x	x	x	x	S	x	x	x	x	x
29 Tart P/H	x	x	x	x	x	x	x	x	x	x	x	x	x
35 Twine LB	x	x	x	x	x	S	inj	x	x	x	S	inj	S
38 Conteh DB	cd	cd	dnt	cd	cd	x	x	x	x	x	x	x	x
40 Robinson LB	S	S	S	S	S	inj	inj	x	S	S	S	S	S
47 Farrand LB	S	x	S	S	S	S	S	S	inj	S	inj	x	x
49 Cierski RB	inj	inj	inj	inj	inj	inj	inj	x	cd	x	x	x	x
51 Cudjoe-Virgil LB	x	S	x	x	x	x	inj	inj	inj	inj	inj	inj	inj
53 Goree LB	S	x	S	S	S	S	inj	inj	x	S	S	S	S
61 Wheeler OL	x	x	x	x	x	x	x	x	cd	x	cd	x	x
64 Rosenblum LS	cd	cd	dnt	cd	dnt	cd	cd	cd	cd	cd	cd	cd	cd
65 Conaboy OL	S	S	S	S	S	S	S	S	S	S	S	S	S
68 Altamirano OL	cd	x	cd	x	x	cd	inj	inj	inj	cd	cd	cd	cd
73 A.Walker DL	x	x	cd	cd	x	cd	cd	cd	x	cd	cd	cd	cd
91 Bowers DL	S	x	S	S	S	S	S	S	S	S	S	x	x
93 Monroe DL	x	x	x	x	x	x	x	x	x	S	S	S	S
97 Kilgo DL	S	x	S	S	S	S	S	S	S	S	S	S	S
98 Murphy LB	cd	x	cd	cd	x	x	x	cd	cd	x	cd	cd	cd
Class Participation	15-8	17-5	13-6	14-7	16-7	14-7	11-5	13-5	11-5	15-6	11-7	13-5	14-6

T-FRESHMEN (26)	FIU	ODU	Conn	WV	FS	VA	WF	CU	SU	VT	BC	NCS	MA
2 Cockerille QB	cd	cd	dnt	dnt	dnt	cd	dnt	cd	cd	dnt	cd	dnt	cd
2 Collins DB	inj	inj	inj	inj	inj	inj	inj	inj	inj	inj	inj	inj	inj
3 Greene PK	cd	cd	cd	cd	inj	inj	inj	inj	inj	inj	inj	dnt	cd
4 Likely DB	x	S	x	S	S	S	S	S	S	S	S	S	S
7 Ngakoue LB	x	x	x	x	x	x	x	x	x	x	x	x	x
12 T.Jacobs WR	inj	inj	inj	cd	dnt	cd	dnt	cd	cd	dnt	cd	dnt	cd
13 Lane WR	cd	x	cd	cd	cd	cd	inj	inj	inj	x	inj	inj	inj
23 Carter LB	cd	cd	cd	cd	cd	cd	cd	cd	cd	cd	cd	cd	cd
24 Ventura DB	cd	cd	dnt	dnt	dnt	cd	dnt	cd	cd	dnt	cd	dnt	cd
32 J.Ross DB	cd	x	x	x	x	x	x	x	x	x	x	x	x
34 Veii RB	x	x	cd	x	x	x	x	x	cd	x	x	x	x
36 Dennah DB	cd	cd	dnt	dnt	dnt	cd	dnt	cd	cd	dnt	cd	dnt	cd
39 C.Walker LB	x	x	x	x	x	x	x	x	x	x	x	x	x
43 Brooks LB	cd	cd	dnt	dnt	dnt	cd	dnt	cd	cd	dnt	cd	dnt	cd
44 Isaacs TE	x	x	cd	x	cd	x	x	S	x	x	x	x	x
48 Hayward TE	cd	cd	dnt	dnt	dnt	cd	dnt	cd	cd	dnt	cd	dnt	cd
52 Jones DL	cd	cd	dnt	dnt	dnt	cd	dnt	cd	cd	dnt	cd	dnt	cd
54 Dulaney OL	inj	inj	inj	inj	inj	inj	inj	inj	inj	inj	inj	inj	inj
56 Marchese LS	cd	cd	cd	cd	cd	cd	cd	cd	cd	dnt	cd	dnt	cd
57 Opara DL	cd	cd	dnt	dnt	dnt	cd	dnt	inj	inj	inj	inj	inj	inj
58 Rodriguez LB	cd	cd	dnt	dnt	dnt	cd	dnt	cd	cd	dnt	cd	dnt	cd
63 Minter OL	cd	cd	dnt	dnt	inj	inj	inj	inj	inj	inj	inj	inj	inj
67 O'Connor OL	cd	cd	dnt	dnt	dnt	cd	dnt	cd	cd	dnt	cd	dnt	cd
72 Larose OL	x	x	cd	cd	x	cd	cd	cd	S	inj	cd	cd	cd
89 Roca TE	cd	cd	dnt	dnt	dnt	cd	dnt	cd	cd	dnt	cd	dnt	cd
92 Burkett DL	cd	cd	dnt	dnt	dnt	cd	dnt	cd	cd	dnt	cd	dnt	cd
Class Participation	6-0	8-1	5-0	6-1	6-1	6-1	6-1	6-2	7-2	6-1	6-1	6-1	6-1

SOPHOMORES (28)	FIU	ODU	Conn	WV	FS	VA	WF	CU	SU	VT	BC	NCS	MA
1 Diggs WR	S	S	S	S	S	S	S	inj	inj	inj	inj	inj	inj
3 King WR	S	S	S	inj	S	x	x	S	S	S	S	S	S
5 Reid RB	x	x	x	x	x	x	x	S	x	x	x	x	x
6 Dailey QB	cd	cd	dnt	cd	dnt	cd	dnt	cd	cd	dnt	cd	dnt	cd
7 Rowe QB	x	x	cd	x	x	S	x	S	cd	cd	cd	cd	cd
8 L.Jacobs WR	x	x	x	x	x	x	x	x	x	inj	S	S	S
11 Hills QB	cd	cd	cd	cd	cd	cd	cd	cd	cd	cd	cd	cd	cd
12 Magistro PK	cd	cd	dnt	cd	cd	cd	cd	cd	cd	cd	cd	cd	cd
15 Craddock PK	S	S	S	S	S	S	S	S	S	S	S	S	S
18 Renfro P	S	S	S	S	S	S	S	S	S	S	S	S	S
20 Nixon DB	S	S	S	S	S	S	S	inj	inj	S	S	S	S
21 Davis DB	S	S	S	S	S	S	S	S	S	S	S	S	S
22 Dancel DB	inj	x	x	x	x	x	x	x	x	x	x	x	x
26 Clark DB	x	x	cd	cd	cd	cd	cd	cd	cd	cd	cd	cd	cd
27 Hill DB	inj	x	x	x	x	x	S	S	x	x	x	x	x
31 Petty LB	x	x	x	x	x	x	x	x	S	x	S	x	x
37 Thompson LB	x	x	x	x	x	x	x	x	x	x	x	x	x
38 Nwaigwe RB	cd	cd	dnt	dnt	dnt	cd	dnt	cd	cd	dnt	cd	dnt	cd
45 B.Ross RB	S	S	S	S	S	S	S	inj	S	S	S	S	S
50 Mulrooney OL	x	x	cd	x	x	cd	cd	cd	cd	x	x	x	x
55 Doyle OL	S	S	S	S	S	S	S	S	S	S	S	S	S
60 Grommer OL	cd	cd	dnt	cd	dnt	cd	dnt	cd	cd	dnt	cd	dnt	cd
66 Zeller OL	x	x	x	x	x	x	x	x	x	S	S	S	S
71 Clarke DL	x	x	x	cd	x	x	x	x	x	cd	cd	cd	cd
77 Madaras OL	S	S	S	S	S	S	S	S	--	--	--	--	--
80 Adams WR	cd	cd	inj	inj	inj	inj	cd	x	x	x	cd	x	x
83 Culmer WR	x	x	x	S	S	S	S	x	x	S	x	inj	x
99 Jefferson DL	S	S	S	S	S	S	S	S	S	S	S	S	S
Class Participation	20-1022	1019-1019	10-10	21-1020	1120-1118	10-17	9-17	1017-1117	10	18-10			

ACTIVE PLAYERS 56 62 51 55 58 54 52 52 50 53 49 52 54

x – indicates played in game; S – indicates started game; cd – indicates did not play/coach's decision
inj – indicates did not play or travel due to injury; dnt – indicates did not travel for reason other than injury;
tr – indicates will sit out season as transfer; susp – suspended for the game

2013 GAME-BY-GAME TEAM STATISTICS

TEAM STATISTICS

Date	Opponent	Rushing				Receiving				Passing				Kick Returns				Punt Returns				tot off
		no.	yds	td	lg	no.	yds	td	lg	cmp-att-int	yds	td	lg	no.	yds	td	lg	no.	yds	td	lg	
Aug 31	FIU	42	251	2	64	25	325	3	66	25-29-0	325	3	66	3	70	0	40	1	0	0	0	576
Sep 07	OLD DOMINION	46	312	4	31	14	275	2	41	14-23-1	275	2	41	3	70	0	43	1	27	0	27	587
Sep 14	at UConn	43	224	1	41	15	277	1	48	15-28-1	277	1	48	5	145	0	45	1	4	0	4	501
Sep 21	vs West Virginia	46	120	2	18	17	210	1	30	17-26-0	210	1	30	1	31	0	31	3	-1	0	0	330
Oct 05	at Florida State	25	33	0	7	15	201	0	39	15-32-0	201	0	39	4	73	0	32	0	0	0	0	234
Oct 12	VIRGINIA	30	136	2	38	18	332	1	77	18-34-0	332	1	77	5	105	0	26	2	0	0	0	468
Oct 19	at Wake Forest	23	39	0	15	27	344	1	56	27-51-2	344	1	56	6	171	0	40	3	39	0	27	383
Oct 26	CLEMSON	25	82	0	23	20	287	3	71	20-46-2	287	3	71	4	55	0	37	0	0	0	0	369
Nov 09	SYRACUSE	36	81	0	15	21	211	0	26	21-40-2	211	0	26	4	69	0	22	2	17	0	19	292
Nov 16	at Virginia Tech	39	184	2	38	12	135	1	43	12-26-1	135	1	43	4	73	0	22	4	106	1	63	319
Nov 23	BOSTON COLLEGE	34	100	2	19	19	178	1	33	19-31-0	178	1	33	4	104	0	50	1	6	0	6	278
Nov 30	at NC State	38	173	3	49	13	259	2	53	13-25-0	259	2	53	4	119	0	51	1	6	0	6	432
Dec 27	vs MARSHALL	49	194	0	20	14	197	2	37	14-24-1	197	2	37	4	80	0	25	0	0	0	0	391
Maryland		476	1929	18	64	230	3231	18	77	230-415-10	3231	18	77	51	1165	0	51	19	204	1	63	5160
Opponents		522	1941	20	72	269	2926	18	75	269-435-11	2926	18	75	55	1109	0	88	28	159	0	28	4867

Games played: 13
 Avg per rush: 4.1
 Avg per catch: 14.0
 Pass efficiency: 130.31
 Kick ret avg: 22.8
 Punt ret avg: 10.7
 All purpose avg/game: 511.3
 Total offense avg/gm: 396.9

Date	Opponent	Tackles			Sacks		Fumble		Pass Defense			Blkd kick	PAT Attempts			pts	
		ua	a	total	tfl-yds	no-yds	ff	fr-yds	int-yds	qbh	brup		kick	rush	rcv		saf
Aug 31	FIU	38	36	74	9.0-36	5.0-28	2	1-0	1-0	0	2	0	4-5	0	0	0	43
Sep 07	OLD DOMINION	51	22	73	9.0-41	4.0-29	1	0-0	3-24	0	3	0	6-6	0	0	1	47
Sep 14	at UConn	47	30	77	9.0-54	6.0-51	0	0-0	2-49	1	2	0	3-3	0	0	1	32
Sep 21	vs West Virginia	28	28	56	8.0-32	2.0-16	3	4-0	2-28	0	3	0	4-4	0	0	0	37
Oct 05	at Florida State	55	18	73	4.0-17	1.0-9	0	0-0	0-0	0	1	0	0-0	0	0	0	0
Oct 12	VIRGINIA	54	48	102	8.0-23	0.0-0	1	0-0	0-0	0	4	0	3-3	0	0	0	27
Oct 19	at Wake Forest	39	14	53	7.0-39	1.0-22	0	0-0	0-0	1	1	0	1-1	0	0	0	10
Oct 26	CLEMSON	59	54	113	9.0-32	4.0-24	2	2-0	1-15	0	4	0	3-3	0	0	0	27
Nov 09	SYRACUSE	42	40	82	4.0-14	0.0-0	2	1-0	1-0	0	1	0	0-0	0	0	0	3
Nov 16	at Virginia Tech	33	46	79	11.0-62	7.0-48	1	0-0	0-0	4	2	0	3-3	0	0	0	27
Nov 23	BOSTON COLLEGE	25	44	69	5.0-8	0.0-0	0	2-0	1-2	0	1	1	3-3	0	0	0	26
Nov 30	at NC State	55	50	105	13.0-90	6.0-45	0	0-0	0-0	2	3	0	5-5	0	0	0	41
Dec 27	vs MARSHALL	51	14	65	5.0-8	1.0-2	0	0-0	0-0	3	4	0	2-2	0	0	0	20
Maryland		577	444	1021	101.0-456	37.0-274	12	10-0	11-118	11	31	1	37-38	0	0	2	340
Opponents		511	348	859	92.0-381	27.0-204	18	18-45	10-120	14	43	1	36-37	0	1	0	329

Date	Opponent	Punting					Field Goals					Kickoffs						
		no.	yds	avg	long	blkd	tb	fc	50+	i20	md-att	long	blkd	no.	yds	avg	tb	ob
Aug 31	FIU	3	113	37.7	41	0	0	1	0	1	3-3	25	0	9	564	62.7	3	0
Sep 07	OLD DOMINION	3	123	41.0	53	0	1	1	1	1	1-1	32	0	8	480	60.0	2	0
Sep 14	at UConn	5	217	43.4	51	0	0	0	1	2	3-4	40	0	6	371	61.8	1	0
Sep 21	vs West Virginia	5	256	51.2	64	0	0	1	3	2	3-3	50	0	8	519	64.9	2	0
Oct 05	at Florida State	11	420	38.2	44	0	1	2	0	3	0-1	0	0	1	65	65.0	0	0
Oct 12	VIRGINIA	5	198	39.6	43	0	1	3	0	2	2-2	36	0	6	359	59.8	0	0
Oct 19	at Wake Forest	3	133	44.3	51	0	0	1	1	0	1-2	23	0	3	171	57.0	2	0
Oct 26	CLEMSON	7	304	43.4	61	0	1	3	1	2	2-2	41	0	4	242	60.5	1	0
Nov 09	SYRACUSE	4	144	36.0	43	0	0	1	0	1	1-2	23	0	2	125	62.5	0	1
Nov 16	at Virginia Tech	10	415	41.5	50	0	2	2	1	1	0-0	0	0	4	246	61.5	0	0
Nov 23	BOSTON COLLEGE	9	306	34.0	60	1	2	1	1	1	1-1	43	0	5	309	61.8	1	0
Nov 30	at NC State	4	154	38.5	50	0	1	0	1	1	2-2	33	0	8	483	60.4	0	0
Dec 27	vs MARSHALL	7	280	40.0	47	0	0	4	0	1	2-2	33	0	5	303	60.6	0	0
Maryland		76	3063	40.3	64	1	9	20	10	18	21-25	50	0	69	4237	61.4	12	1
Opponents		85	3494	41.1	66	0	7	29	10	26	21-23	52	0	72	4168	57.9	16	2

2013 GAME-BY-GAME OPPONENT STATISTICS

OPPONENT STATISTICS

Date	Opponent	Rushing				Receiving				Passing				Kick Returns				Punt Returns				tot off
		no.	yds	td	lg	no.	yds	td	lg	cmp-att-int	yds	td	lg	no.	yds	td	lg	no.	yds	td	lg	
Aug 31	FIU	40	91	1	11	10	80	0	36	10-22-1	80	0	36	6	110	0	23	2	15	0	8	171
Sep 07	OLD DOMINION	38	165	1	20	21	170	0	30	21-39-3	170	0	30	6	97	0	22	0	0	0	0	335
Sep 14	at UConn	34	25	1	14	29	349	1	75	29-45-2	349	1	75	5	107	0	39	0	0	0	0	374
Sep 21	vs West Virginia	25	113	0	51	11	62	0	12	11-22-2	62	0	12	6	119	0	24	2	0	0	0	175
Oct 05	at Florida State	43	183	4	24	26	431	5	48	26-39-0	431	5	48	1	12	0	12	5	50	0	28	614
Oct 12	VIRGINIA	49	242	1	44	27	263	1	38	27-44-0	263	1	38	6	104	0	28	1	0	0	0	505
Oct 19	at Wake Forest	24	47	2	28	28	260	2	26	28-38-0	260	2	26	1	12	0	12	2	24	0	23	307
Oct 26	CLEMSON	57	236	3	45	28	304	1	41	28-41-1	304	1	41	3	46	0	19	1	-2	0	0	540
Nov 09	SYRACUSE	45	242	2	29	15	140	0	33	15-24-1	140	0	33	1	16	0	16	2	9	0	5	382
Nov 16	at Virginia Tech	38	54	1	12	19	210	2	38	19-31-0	210	2	38	4	126	0	88	5	14	0	9	264
Nov 23	BOSTON COLLEGE	40	254	2	72	6	120	1	74	6-15-1	120	1	74	4	70	0	20	3	15	0	3	374
Nov 30	at NC State	54	151	1	15	21	200	2	54	21-31-0	200	2	54	7	166	0	49	2	10	0	10	351
Dec 27	vs MARSHALL	35	138	1	19	28	337	3	28	28-44-0	337	3	28	5	124	0	31	3	24	0	16	475
Opponents		522	1941	20	72	269	2926	18	75	269-435-11	2926	18	75	55	1109	0	88	28	159	0	28	4867
Maryland		476	1929	18	64	230	3231	18	77	230-415-10	3231	18	77	51	1165	0	51	19	204	1	63	5160

Games played: 13
 Avg per rush: 3.7
 Avg per catch: 10.9
 Pass efficiency: 126.94
 Kick ret avg: 20.2
 Punt ret avg: 5.7
 All purpose avg/game: 481.2
 Total offense avg/gm: 374.4

Date	Opponent	Tackles			tfl-yds	Sacks		Fumble		Pass Defense			Blkd kick	PAT Attempts				pts
		ua	a	total		no-yds	ff	fr-yds	int-yds	qbh	brup	kick		rush	rcv	saf		
Aug 31	FIU	49	28	77	8.0-28	2.0-10	2	2-0	0-0	0	1	0	1-1	0	0	0	0	10
Sep 07	OLD DOMINION	41	30	71	7.0-19	1.0-5	1	0-0	1-0	0	1	0	1-1	0	0	0	0	10
Sep 14	at UConn	38	28	66	2.0-10	0.0-0	1	2-0	1-0	0	6	0	1-1	0	1	0	21	
Sep 21	vs West Virginia	42	30	72	9.0-37	2.0-16	1	2-0	0-0	0	4	0	0-0	0	0	0	0	
Oct 05	at Florida State	26	24	50	7.0-18	1.0-9	3	1-16	0-0	2	6	0	9-9	0	0	0	63	
Oct 12	VIRGINIA	33	28	61	10.0-48	3.0-28	1	3-0	0-0	0	3	0	2-2	0	0	0	26	
Oct 19	at Wake Forest	46	18	64	8.0-54	3.0-43	2	1-0	2-58	3	7	0	4-4	0	0	0	34	
Oct 26	CLEMSON	38	14	52	6.0-26	2.0-8	2	2-9	2-53	0	2	0	4-4	0	0	0	40	
Nov 09	SYRACUSE	43	26	69	7.0-43	3.0-31	1	2-18	2-4	0	3	0	2-2	0	0	0	20	
Nov 16	at Virginia Tech	30	42	72	9.0-33	3.0-19	2	1--1	1-0	6	3	0	3-3	0	0	0	24	
Nov 23	BOSTON COLLEGE	41	26	67	7.0-25	4.0-16	1	1-0	0-0	0	3	1	2-3	0	0	0	29	
Nov 30	at NC State	28	38	66	5.0-12	0.0-0	1	1-3	0-0	2	3	0	3-3	0	0	0	21	
Dec 27	vs MARSHALL	56	16	72	7.0-28	3.0-19	0	0-0	1-5	1	1	0	4-4	0	0	0	31	
Opponents		511	348	859	92.0-381	27.0-204	18	18-45	10-120	14	43	1	36-37	0	1	0	329	
Maryland		577	444	1021	101.0-456	37.0-274	12	10-0	11-118	11	31	1	37-38	0	0	2	340	

Date	Opponent	Punting							Field Goals			Kickoffs						
		no.	yds	avg	long	blkd	tb	fc	50+	i20	md-att	long	blkd	no.	yds	avg	tb	ob
Aug 31	FIU	9	367	40.8	56	0	0	5	1	2	1-1	32	0	3	184	61.3	0	0
Sep 07	OLD DOMINION	4	170	42.5	58	0	0	1	1	1	1-1	35	0	4	235	58.8	1	0
Sep 14	at UConn	9	326	36.2	49	0	2	3	0	2	2-2	34	0	6	370	61.7	1	0
Sep 21	vs West Virginia	8	369	46.1	54	0	0	3	4	3	0-0	0	0	1	65	65.0	0	0
Oct 05	at Florida State	4	168	42.0	48	0	0	2	0	2	0-0	0	0	10	556	55.6	3	1
Oct 12	VIRGINIA	7	274	39.1	46	0	1	2	0	4	4-5	28	0	7	403	57.6	2	0
Oct 19	at Wake Forest	6	252	42.0	49	0	0	3	0	2	2-2	51	0	7	441	63.0	1	0
Oct 26	CLEMSON	4	149	37.2	47	0	0	0	0	1	4-4	31	0	9	457	50.8	3	1
Nov 09	SYRACUSE	7	269	38.4	44	0	0	5	0	2	2-2	34	0	5	269	53.8	1	0
Nov 16	at Virginia Tech	10	444	44.4	64	0	1	1	2	2	1-2	31	0	4	251	62.8	0	0
Nov 23	BOSTON COLLEGE	5	217	43.4	59	0	1	1	1	0	3-3	52	0	6	354	59.0	2	0
Nov 30	at NC State	5	205	41.0	66	0	1	1	1	1	0-0	0	0	4	208	52.0	0	0
Dec 27	vs MARSHALL	7	284	40.6	47	0	1	2	0	4	1-1	27	0	6	375	62.5	2	0
Opponents		85	3494	41.1	66	0	7	29	10	26	21-23	52	0	72	4168	57.9	16	2
Maryland		76	3063	40.3	64	1	9	20	10	18	21-25	50	0	69	4237	61.4	12	1

2013 MARYLAND OFFENSIVE GAME-BY-GAME

Rushing

Att-Yds / TD	#1 Diggs	#5 Reid	#7 Rowe	#8 L.Jacobs	#9 Young	#16 Brown	#30 K.Goins	#34 Veii	#45 B.Ross
FIU	1-26 / 0	9-45 / 0	2-2 / 0	0-0 / 0	dnp-cd	11-105 / 2	0-0 / 0	8-53 / 0	10-21 / 0
Old Dominion	2-12 / 0	7-56 / 1	0-0 / 0	0-0 / 0	2-7 / 0	4-30 / 2	2-17 / 0	10-43 / 0	18-149 / 1
at Connecticut	0-0 / 0	5-11 / 0	dnp-cd	0-0 / 0	dnp-cd	16-122 / 1	1-3 / 0	dnp-cd	18-95 / 0
vs. West Virginia	1-5 / 0	4-4 / 0	0-0 / 0	0-0 / 0	dnp-cd	14-26 / 1	2-9 / 0	1-(-3) / 0	20-67 / 1
at Florida State	1-5 / 0	4-4 / 0	5-9 / 0	0-0 / 0	dnp-cd	3-3 / 0	0-0 / 0	8-15 / 0	3-(-1) / 0
Virginia	2-(-3) / 0	3-41 / 0	5-(-8) / 0	0-0 / 0	dnp-cd	dnp-inj	2-6 / 0	2-16 / 0	14-88 / 2
at Wake Forest	0-0 / 0	5-32 / 0	2-(-1) / 0	0-0 / 0	dnp-cd	8-(-35) / 0	dnp-cd	0-4 / 0	8-39 / 0
Clemson	dnp-inj	15-70 / 0	6-23 / 0	1-(-11) / 0	2-0 / 0	dnp-inj	0-0 / 0	1-0 / 0	dnp-inj
Syracuse	dnp-inj	5-11 / 0	dnp-cd	1-11 / 0	dnp-cd	15-5 / 0	0-0 / 0	dnp-cd	15-54 / 0
at Virginia Tech	dnp-inj	3-(-3) / 0	dnp-cd	dnp-inj	dnp-cd	23-122 / 2	0-0 / 0	1-(-1) / 0	11-73 / 0
Boston College	dnp-inj	4-8 / 1	dnp-cd	0-0 / 0	dnp-inj	12-22 / 1	1-10 / 0	6-16 / 0	11-44 / 0
at NC State	dnp-inj	3-7 / 0	dnp-cd	0-0 / 0	dnp-cd	15-138 / 3	0-0 / 0	0-0 / 0	18-31 / 0
vs. Marshall	dnp-inj	3-8 / 0	dnp-cd	4-26 / 0	dnp-inj	19-38 / 0	1-3 / 0	2-3 / 0	20-116 / 0

Receiving

Rec-Yds / TD	#1 Diggs	#3 King	#5 Reid	#6 Long	#8 L.Jacobs	#30 K.Goins	#34 Veii
FIU	5-98 / 1	1-21 / 0	0-0 / 0	9-110 / 1	3-48 / 0	1-17 / 1	1-2 / 0
Old Dominion	6-179 / 1	2-31 / 0	0-0 / 0	3-24 / 0	0-0 / 0	0-0 / 0	0-0 / 0
at Connecticut	5-110 / 1	0-0 / 0	0-0 / 0	3-39 / 0	2-60 / 0	0-0 / 0	dnp-cd
vs. West Virginia	2-13 / 0	dnp-inj	0-0 / 0	6-98 / 0	2-39 / 0	1-16 / 0	0-0 / 0
at Florida State	2-24 / 0	3-46 / 0	0-0 / 0	3-77 / 0	1-10 / 0	1-9 / 0	1-5 / 0
Virginia	6-96 / 0	1-9 / 0	0-0 / 0	4-98 / 0	1-17 / 0	0-0 / 0	1-6 / 0
at Wake Forest	8-67 / 0	1-15 / 0	1-9 / 0	4-43 / 0	3-78 / 1	0-0 / 0	1-(-1) / 0
Clemson	dnp-inj	5-76 / 1	2-16 / 0	dnp-inj	8-158 / 1	0-0 / 0	1-6 / 0
Syracuse	dnp-inj	5-65 / 0	1-(-3) / 0	dnp-inj	6-25 / 0	1-7 / 0	dnp-cd
at Virginia Tech	dnp-inj	6-60 / 1	0-0 / 0	dnp-inj	dnp-inj	0-0 / 0	0-0 / 0
Boston College	dnp-inj	5-42 / 0	1-13 / 0	dnp-inj	7-44 / 0	0-0 / 0	0-0 / 0
at NC State	dnp-inj	2-63 / 1	1-27 / 1	dnp-inj	6-68 / 0	0-0 / 0	0-0 / 0
vs. Marshall	dnp-inj	2-22 / 0	0-0 / 0	dnp-inj	7-100 / 1	0-0 / 0	0-0 / 0

Rec-Yds / TD	#45 B.Ross	#83 Culmer	#84 Etta-Tawo	#86 Stinebaugh
FIU	2-15 / 0	0-0 / 0	1-5 / 0	2-9 / 0
Old Dominion	1-6 / 0	0-0 / 0	0-0 / 0	2-35 / 0
at Connecticut	2-13 / 0	1-26 / 0	dnp-cd	2-29 / 0
vs. West Virginia	2-24 / 0	2-21 / 0	0-0 / 0	1-6 / 1
at Florida State	3-17 / 0	0-0 / 0	0-0 / 0	1-13 / 0
Virginia	3-81 / 0	0-0 / 0	1-13 / 0	1-12 / 1
at Wake Forest	1-6 / 0	0-0 / 0	6-69 / 0	2-58 / 0
Clemson	dnp-inj	1-5 / 0	3-26 / 1	dnp-inj
Syracuse	1-2 / 0	0-0 / 0	6-109 / 0	1-6 / 0
at Virginia Tech	1-(-1) / 0	1-7 / 0	4-69 / 0	0-0 / 0
Boston College	1-2 / 0	0-0 / 0	4-57 / 1	1-20 / 0
at NC State	0-0 / 0	dnp-inj	4-101 / 0	0-0 / 0
vs. Marshall	1-8 / 0	0-0 / 0	2-51 / 0	2-16 / 1

Passing

Punting

Field Goals

A-C-I / Yds / TD	#7 Rowe	#9 Young	#16 Brown	No-Avg / In20	#18 Renfro	Made, Missed	#15 Craddock
FIU	6-5-0 / 44 / 0	dnp-cd	23-20-0 / 281 / 3	FIU	3-37.7 / 1	FIU	20q, 25q, 23g
Old Dominion	1-0-1 / 0 / 0	0-0-0 / 0 / 0	22-14-0 / 275 / 2	Old Dominion	3-41.0 / 1	Old Dominion	32q
at Connecticut	dnp-cd	dnp-cd	28-15-1 / 277 / 1	at Connecticut	5-43.4 / 2	at Connecticut	29q, 21q, 50sh, 40q
vs. West Virginia	0-0-0 / 0 / 0	dnp-cd	25-16-0 / 217 / 1	vs. West Virginia	5-51.2 / 2	vs. West Virginia	50q, 36q, 30g
at Florida State	17-9-0 / 119 / 0	dnp-cd	14- 6-0 / 82 / 0	at Florida State	11-38.2 / 3	at Florida State	51wl
Virginia	34-18-0 / 332 / 1	dnp-cd	dnp-inj	Virginia	5-39.6 / 2	Virginia	36q, 32q
at Wake Forest	27-12-0 / 207 / 1	dnp-cd	24-15-2 / 137 / 0	at Wake Forest	3-44.3 / 0	at Wake Forest	35wl, 23q
Clemson	46-20-2 / 287 / 3	0-0-0 / 0 / 0	dnp-inj	Clemson	7-43.4 / 2	Clemson	41q, 41q
Syracuse	dnp-cd	dnp-cd	40-21-2 / 211 / 0	Syracuse	4-36.0 / 1	Syracuse	42wl, 23q
at Virginia Tech	dnp-cd	0-0-0 / 0 / 0	26-12-1 / 135 / 1	at Virginia Tech	10-41.5 / 1	at Virginia Tech	--
Boston College	dnp-cd	dnp-inj	31-19-0 / 178 / 1	Boston College	8-38.2 / 1	Boston College	43q
at NC State	dnp-cd	dnp-cd	25-13-0 / 259 / 2	at NC State	4-38.5 / 1	at NC State	33q, 33q
vs. Marshall	dnp-cd	dnp-cd	24-14-1 / 197 / 2	vs. Marshall	7-40.0 / 1	vs. Marshall	25q, 33q

2013 MARYLAND DEFENSIVE GAME-BY-GAME

UT-AT-TT / Sacks	#4 Likely	#7 Ngakoue	#14 J.Johnson	#17 I.Goins	#19 Hendy	#20 Nixon	#21 Davis	#22 Dancel
FIU	2-1-3 / 0	0-0-0 / 0.0	1-1-2 / 0	1-1-2 / 0.0	0-2-2 / 0	2-1-3 / 0.0	2-0-2 / 0.0	dnp-inj
Old Dominion	9-2-11 / 0	1-0-1 / 0.0	dnp-inj	5-0-5 / 0.0	2-0-2 / 0	2-2-4 / 0.0	3-3-6 / 0.0	0-0-0 / 0
at Connecticut	2-0-2 / 0	0-0-0 / 0.0	dnp-inj	4-1-5 / 0.0	0-1-1 / 0	2-0-2 / 0.0	3-0-3 / 0.0	0-0-0 / 0
vs. West Virginia	1-1-2 / 0	0-0-0 / 0.0	dnp-inj	2-3-5 / 0.0	0-0-0 / 0	1-2-3 / 0.0	2-4-6 / 0.0	1-0-1 / 0
at Florida State	5-0-5 / 0	0-0-0 / 0.0	dnp-inj	1-0-1 / 0.0	2-0-2 / 0	8-2-10 / 0.0	9-3-12 / 0.0	0-2-2 / 0
Virginia	3-1-4 / 0	0-0-0 / 0.0	dnp-inj	6-3-9 / 0.0	3-1-4 / 0	9-3-12 / 0.0	4-5-9 / 0.0	0-0-0 / 0
at Wake Forest	5-3-8 / 0	0-1-1 / 0.0	dnp-inj	2-0-2 / 0.0	5-1-6 / 0	0-0-0 / 0.0	4-3-7 / 0.0	2-0-2 / 0
Clemson	4-2-6 / 0	3-0-3 / 1.0	dnp-inj	8-1-9 / 0.0	3-3-6 / 0	dnp-inj	4-5-9 / 0.5	0-2-2 / 0
Syracuse	1-1-2 / 0	0-0-0 / 0.0	dnp-inj	3-3-6 / 0.0	3-4-7 / 0	dnp-inj	8-3-11 / 0.0	0-1-1 / 0
at Virginia Tech	2-2-4 / 0	0-1-1 / 0.5	dnp-inj	3-2-5 / 1.0	0-0-0 / 0	2-3-5 / 0.0	5-4-9 / 0.0	0-1-1 / 0
Boston College	2-2-4 / 0	0-1-1 / 0.5	dnp-inj	2-0-2 / 0.0	1-0-1 / 0	1-5-6 / 0.0	4-5-9 / 0.0	0-1-1 / 0
at NC State	8-3-11 / 0	2-1-3 / 0.5	0-0-0 / 0	2-1-3 / 0.0	0-0-0 / 0	6-3-9 / 1.0	5-4-9 / 0.0	1-0-1 / 0
vs. Marshall	7-1-8 / 0	0-0-0 / 0.0	0-0-0 / 0	6-0-6 / 0.0	1-0-1 / 0	5-1-6 / 0.0	9-1-10 / 0.0	0-0-0 / 0

UT-AT-TT / Sacks	#25 McDougle	#27 Hill	#31 Petty	#32 J.Ross	#35 Twine	#39 C.Walker	#40 Robinson	#41 Whitfield
FIU	4-0-4 / 0	dnp-inj	0-0-0 / 0.0	dnp-cd	3-1-4 / 0	0-0-0 / 0	2-2-4 / 0.0	1-4-5 / 1.5
Old Dominion	2-0-2 / 0	2-1-3 / 0	2-1-3 / 0.0	2-0-2 / 0	2-3-5 / 0	0-0-0 / 0	6-2-8 / 0.0	2-1-3 / 1.0
at Connecticut	7-1-8 / 0	1-1-2 / 0	0-0-0 / 0.0	2-0-2 / 0	0-0-0 / 0	1-0-1 / 0	4-1-5 / 0.0	3-2-5 / 2.0
vs. West Virginia	dnp-inj	1-0-1 / 0	2-0-2 / 0.0	0-0-0 / 0	0-0-0 / 0	0-1-1 / 0	2-4-6 / 0.0	1-3-4 / 0.0
at Florida State	dnp-inj	0-0-0 / 0	0-0-0 / 0.0	0-0-0 / 0	2-0-2 / 0	0-0-0 / 0	7-1-8 / 0.0	2-0-2 / 0.0
Virginia	dnp-inj	0-0-0 / 0	0-0-0 / 0.0	0-1-1 / 0	5-4-9 / 0	1-3-4 / 0	dnp-inj	2-3-5 / 0.0
at Wake Forest	dnp-inj	3-0-3 / 0	0-1-1 / 0.0	0-0-0 / 0	dnp-inj	0-0-0 / 0	dnp-inj	2-1-3 / 1.0
Clemson	dnp-inj	2-2-4 / 0	3-1-4 / 1.0	1-0-1 / 0	2-0-2 / 0	0-0-0 / 0	3-2-5 / 0.0	4-3-7 / 1.0
Syracuse	dnp-inj	0-1-1 / 0	1-5-6 / 0.0	0-0-0 / 0	4-5-9 / 0	0-2-2 / 0	4-2-6 / 0.0	2-3-5 / 0.0
at Virginia Tech	dnp-inj	0-2-2 / 0	0-0-0 / 0.0	0-0-0 / 0	4-2-6 / 0	0-1-1 / 0	2-3-5 / 0.0	2-2-4 / 0.5
Boston College	dnp-inj	0-1-1 / 0	1-2-3 / 0.0	0-0-0 / 0	4-6-10 / 0	0-0-0 / 0	3-3-6 / 0.0	0-3-3 / 0.5
at NC State	dnp-inj	2-1-3 / 0	4-1-5 / 1.0	0-0-0 / 0	dnp-inj	0-0-0 / 0	8-9-17 / 0.5	1-2-3 / 1.0
vs. Marshall	dnp-inj	3-1-4 / 0	0-0-0 / 0.0	1-0-1 / 0	0-2-2 / 0	0-0-0 / 0	2-1-3 / 0.0	2-0-2 / 0.0

UT-AT-TT / Sacks	#46 Logan	#47 Farrand	#51 - Cdj-Virg.	#53 Goree	#59 Parcher	#71 Clarke
FIU	0-0-0 / 0	2-5-7 / 0.0	2-5-7 / 0.5	4-6-10 / 0.0	1-0-1 / 0	1-0-1 / 0
Old Dominion	2-1-3 / 0	1-1-2 / 0.0	2-1-3 / 1.0	1-1-2 / 1.0	0-0-0 / 0	0-0-0 / 0
at Connecticut	0-0-0 / 0	4-8-12 / 0.0	3-4-7 / 2.5	2-3-5 / 0.0	0-0-0 / 0	0-0-0 / 0
vs. West Virginia	1-0-1 / 0	3-1-4 / 0.0	0-0-0 / 0.0	5-4-9 / 0.0	0-0-0 / 0	dnp-cd
at Florida State	0-0-0 / 0	5-0-5 / 0.0	2-0-2 / 0.0	4-1-5 / 0.0	0-1-1 / 0	1-0-1 / 0
Virginia	1-0-1 / 0	5-4-9 / 0.0	0-0-0 / 0.0	9-6-15 / 0.0	0-0-0 / 0	0-0-0 / 0
at Wake Forest	2-2-4 / 0	5-0-5 / 0.0	dnp-inj	dnp-inj	0-0-0 / 0	0-0-0 / 0
Clemson	7-8-15 / 0	9-14-23 / 0.5	dnp-inj	dnp-inj	0-0-0 / 0	0-0-0 / 0
Syracuse	6-4-10 / 0	dnp-inj	dnp-inj	3-0-3 / 0.0	0-0-0 / 0	0-0-0 / 0
at Virginia Tech	dnp-inj	4-4-8 / 0.0	dnp-inj	3-4-7 / 0.0	0-0-0 / 0	dnp-cd
Boston College	0-0-0 / 0	dnp-inj	dnp-inj	1-6-7 / 0.0	0-0-0 / 0	dnp-cd
at NC State	3-0-3 / 0	2-7-9 / 0.0	dnp-inj	4-3-7 / 0.0	dnp-inj	dnp-cd
vs. Marshall	0-0-0 / 0	0-0-0 / 0.0	dnp-inj	3-2-5 / 0.0	dnp-inj	dnp-cd

UT-AT-TT / Sacks	#90 Braglio	#91 Bowers	#93 Monroe	#96 Riser	#97 Kilgo	#99 Jefferson
FIU	1-0-1 / 1.0	2-3-5 / 0	0-1-1 / 0.5	dnp-inj	1-0-1 / 1.0	4-3-7 / 0.5
Old Dominion	1-1-2 / 0.0	1-0-1 / 0	1-0-1 / 1.0	dnp-inj	0-1-1 / 0.0	1-1-2 / 0.0
at Connecticut	0-0-0 / 0.0	2-1-3 / 0	0-1-1 / 0.0	dnp-inj	3-5-8 / 0.0	3-1-4 / 0.5
vs. West Virginia	1-0-1 / 1.0	1-2-3 / 0	0-0-0 / 0.0	dnp-inj	2-1-3 / 1.0	2-1-3 / 0.0
at Florida State	0-0-0 / 0.0	2-1-3 / 0	3-0-3 / 1.0	0-1-1 / 0	0-1-1 / 0.0	0-3-3 / 0.0
Virginia	0-0-0 / 0.0	3-6-9 / 0	1-0-1 / 0.0	0-0-0 / 0	2-3-5 / 0.0	1-3-4 / 0.0
at Wake Forest	1-0-1 / 0.0	0-0-0 / 0	1-0-1 / 0.0	1-0-1 / 0	2-2-4 / 0.0	2-0-2 / 0.0
Clemson	0-0-0 / 0.0	1-4-5 / 0	0-0-0 / 0.0	0-0-0 / 0	1-2-3 / 0.0	1-4-5 / 0.0
Syracuse	0-0-0 / 0.0	0-1-1 / 0	4-1-5 / 0.0	0-3-3 / 0	0-0-0 / 0.0	1-1-2 / 0.0
at Virginia Tech	0-0-0 / 0.0	0-0-0 / 0	4-5-9 / 3.0	0-0-0 / 0	1-1-2 / 0.0	1-4-5 / 2.0
Boston College	dnp-cd	0-0-0 / 0	0-3-3 / 0.0	0-2-2 / 0	2-3-5 / 0.0	1-0-1 / 0.0
at NC State	0-1-1 / 0.0	0-2-2 / 0	3-3-6 / 2.0	0-0-0 / 0	0-1-1 / 0.0	0-6-6 / 0.0
vs. Marshall	0-0-0 / 0.0	0-0-0 / 0	7-3-10 / 1.0	0-0-0 / 0	2-1-3 / 0.0	2-1-3 / 0.0

2013 SEASON SUPERLATIVES

INDIVIDUAL MARYLAND GAME HIGHS

Rushes	23	C.J. Brown at Virginia Tech (Nov 16, 2013)
Rushes	23	C.J. Brown at Virginia Tech (Nov 16, 2013)
Yards Rushing	149	Brandon Ross vs Old Dominion (Sep 07, 2013)
TD Rushes	3	C.J. Brown at NC State (Nov 30, 2013)
Long Rush	64	C.J. Brown vs FIU (Aug 31, 2013)
Pass attempts	46	Caleb Rowe vs Clemson (Oct 26, 2013)
Pass completions	21	C.J. Brown vs Syracuse (Nov 09, 2013)
Yards Passing	332	Caleb Rowe vs Virginia (Oct 12, 2013)
TD Passes	3	C.J. Brown vs FIU (Aug 31, 2013) Caleb Rowe vs Clemson (Oct 26, 2013)
Long Pass	77	Caleb Rowe vs Virginia (Oct 12, 2013)
Receptions	9	Deon Long vs FIU (Aug 31, 2013)
Yards Receiving	179	Stefon Diggs vs Old Dominion (Sep 07, 2013)
TD Receptions	1	(18x) last by Levern Jacobs, Dave Stinebaugh vs Marshall (Dec 27, 2013)
Long Reception	77	Brandon Ross vs Virginia (Oct 12, 2013)
Field Goals	3	Brad Craddock vs FIU (Aug 31, 2013) Brad Craddock at UConn (Sep 14, 2013) Brad Craddock vs West Virginia (Sep 21, 2013)
Long Field Goal	50	Brad Craddock vs West Virginia (Sep 21, 2013)
Punts	11	Nathan Renfro at Florida State (Oct 05, 2013)
Punting Avg	51.2	Nathan Renfro vs West Virginia (Sep 21, 2013)
Long Punt	64	Nathan Renfro vs West Virginia (Sep 21, 2013)
Punts inside 20	3	Nathan Renfro at Florida State (Oct 05, 2013)
Long Punt Return	63	William Likely at Virginia Tech (Nov 16, 2013)
Long Kickoff Return	51	William Likely at NC State (Nov 30, 2013)
Tackles	23	Cole Farrand vs Clemson (Oct 26, 2013)
Sacks	3.0	Marcus Whitfield at UConn (Sep 14, 2013) Andre Monroe at Virginia Tech (Nov 16, 2013)
Tackles For Loss	3.5	Andre Monroe at Virginia Tech (Nov 16, 2013) Matt Robinson at NC State (Nov 30, 2013)
Interceptions	2	Dexter McDougle at UConn (Sep 14, 2013)

MARYLAND TEAM HIGHS

Rushes	49	vs Marshall (Dec 27, 2013)
Yards Rushing	312	vs Old Dominion (Sep 07, 2013)
Yards Per Rush	6.8	vs Old Dominion (Sep 07, 2013)
TD Rushes	4	vs Old Dominion (Sep 07, 2013)
Pass attempts	51	at Wake Forest (Oct 19, 2013)
Pass completions	27	at Wake Forest (Oct 19, 2013)
Yards Passing	344	at Wake Forest (Oct 19, 2013)
Yards Per Pass	12.0	vs Old Dominion (Sep 07, 2013)
TD Passes	3	vs FIU (Aug 31, 2013) vs Clemson (Oct 26, 2013)
Total Plays	76	vs Syracuse (Nov 09, 2013)
Total Offense	587	vs Old Dominion (Sep 07, 2013)
Yards Per Play	8.5	vs Old Dominion (Sep 07, 2013)
Points	47	vs Old Dominion (Sep 07, 2013)
Sacks By	7	at Virginia Tech (Nov 16, 2013)
First Downs	28	vs Old Dominion (Sep 07, 2013)
Penalties	10	vs Clemson (Oct 26, 2013)
Penalty Yards	59	vs Clemson (Oct 26, 2013)
Turnovers	4	vs Clemson (Oct 26, 2013) vs Syracuse (Nov 09, 2013)
Interceptions By	3	vs Old Dominion (Sep 07, 2013)
Punts	11	at Florida State (Oct 05, 2013)
Punting Avg	51.2	vs West Virginia (Sep 21, 2013)
Long Punt	64	vs West Virginia (Sep 21, 2013)
Punts inside 20	3	at Florida State (Oct 05, 2013)
Long Punt Return	63	at Virginia Tech (Nov 16, 2013)

INDIVIDUAL OPPONENT GAME HIGHS

Rushes	32	Andre Williams, vs Boston College (Nov 23, 2013)
Yards Rushing	263	Andre Williams, vs Boston College (Nov 23, 2013)
TD Rushes	2	Karlos Williams, at Florida State (Oct 05, 2013) Roderick McDowell, vs Clemson (Oct 26, 2013) Jerome Smith, vs Syracuse (Nov 09, 2013) Andre Williams, vs Boston College (Nov 23, 2013)
Long Rush	72	Andre Williams, vs Boston College (Nov 23, 2013)
Pass attempts	46	Chandler Whitmer, at UConn (Sep 14, 2013)
Pass completions	29	Chandler Whitmer, at UConn (Sep 14, 2013)
Yards Passing	393	Jameis Winston, at Florida State (Oct 05, 2013)
TD Passes	5	Jameis Winston, at Florida State (Oct 05, 2013)
Long Pass	75	Chandler Whitmer, at UConn (Sep 14, 2013)
Receptions	14	Sammy Watkins, vs Clemson (Oct 26, 2013)
Yards Receiving	178	Shakim Phillips, at UConn (Sep 14, 2013)
TD Receptions	2	Kelvin Benjamin, at Florida State (Oct 05, 2013) Nick O'Leary, at Florida State (Oct 05, 2013) Gator Hoskins, vs Marshall (Dec 27, 2013)
Long Reception	75	Shakim Phillips, at UConn (Sep 14, 2013)
Field Goals	4	Alec Vozenilek, vs Virginia (Oct 12, 2013) Chandler Catanzaro, vs Clemson (Oct 26, 2013)
Long Field Goal	52	Nate Freese, vs Boston College (Nov 23, 2013)
Punts	10	A.J. Hughes, at Virginia Tech (Nov 16, 2013)
Punting Avg	46.1	Nick O'Toole, vs West Virginia (Sep 21, 2013)
Long Punt	66	Will Baumann, at NC State (Nov 30, 2013)
Punts inside 20	4	Alec Vozenilek, vs Virginia (Oct 12, 2013) Tyler Williams, vs Marshall (Dec 27, 2013)
Long Punt Return	28	Jesus Wilson, at Florida State (Oct 05, 2013)
Long Kickoff Return	88	Demitri Knowles, at Virginia Tech (Nov 16, 2013)
Tackles	14	Yawin Smallwood, at UConn (Sep 14, 2013)
Sacks	2.0	Will Clarke, vs West Virginia (Sep 21, 2013) Eli Harold, vs Virginia (Oct 12, 2013) Nikita Whitlock, at Wake Forest (Oct 19, 2013) James Rouse, vs Marshall (Dec 27, 2013)
Tackles For Loss	3.0	Mike Wakefield, vs FIU (Aug 31, 2013) Vic Beasley, vs Clemson (Oct 26, 2013)
Interceptions	1	(10x) last by A.J. Leggett, vs Marshall (Dec 27, 2013)

OPPONENT TEAM HIGHS

Rushes	57	vs Clemson (Oct 26, 2013)
Yards Rushing	254	vs Boston College (Nov 23, 2013)
Yards Per Rush	6.3	vs Boston College (Nov 23, 2013)
TD Rushes	4	at Florida State (Oct 05, 2013)
Pass attempts	45	at UConn (Sep 14, 2013)
Pass completions	29	at UConn (Sep 14, 2013)
Yards Passing	431	at Florida State (Oct 05, 2013)
Yards Per Pass	11.1	at Florida State (Oct 05, 2013)
TD Passes	5	at Florida State (Oct 05, 2013)
Total Plays	98	vs Clemson (Oct 26, 2013)
Total Offense	614	at Florida State (Oct 05, 2013)
Yards Per Play	7.5	at Florida State (Oct 05, 2013)
Points	63	at Florida State (Oct 05, 2013)
Sacks By	4	vs Boston College (Nov 23, 2013)
First Downs	33	at Florida State (Oct 05, 2013)
Penalties	12	vs Syracuse (Nov 09, 2013)
Penalty Yards	115	vs Syracuse (Nov 09, 2013)
Turnovers	6	vs West Virginia (Sep 21, 2013)
Interceptions By	2	at Wake Forest (Oct 19, 2013) vs Clemson (Oct 26, 2013) vs Syracuse (Nov 09, 2013)
Punts	10	at Virginia Tech (Nov 16, 2013)
Punting Avg	46.1	vs West Virginia (Sep 21, 2013)
Long Punt	66	at NC State (Nov 30, 2013)
Punts inside 20	4	vs Virginia (Oct 12, 2013) vs Marshall (Dec 27, 2013)
Long Punt Return	28	at Florida State (Oct 05, 2013)

2013 GAME RECAPS

Maryland	43
FIU	10
Aug. 31, 2013	

COLLEGE PARK, Md. - C.J. Brown celebrated his return from injury with a marvelous performance, throwing for three touchdowns and running for two scores to lead Maryland over Florida International.

Brown missed all of last year after tearing his left ACL in preseason practice. The senior made up for lost time during a torrid first half, completing 15 of 16 passes and running for 99 yards to help the Terrapins go up 40-10.

Brown finished 20 for 23 for 281 yards passing and ran for 105 yards on 11 carries before being removed in the third quarter. His touchdown runs were 29 and 11 yards, and he threw for scores of 25, 17 and 66 yards.

FIU gave up 399 yards before halftime and managed only 59 yards and three first downs over the opening 30 minutes.

The Maryland offense amassed 576 yards and the only scores against the defense came after turnovers.

Maryland moved 50 yards on its first possession before Brad Craddock made a short field goal. Sam Miller fumbled the subsequent kickoff, setting up another field goal for a 6-0 lead.

Florida International's first score came when Sergio Sroka kicked a 32-yard field goal after Maryland William Likely mishandled a punt.

Brown answered with a 29-yard touchdown run around left end, the final play of an 86-yard drive in which Diggs ran for 26 yards with a pitch from Brown off the option.

On the first snap of the second quarter, Brown put a nice touch on a 25-yard toss to Long in the right side of the end zone, making it 20-3.

Later, Brown fumbled in the pocket and FIU recovered on the Maryland 25. That led to a 1-yard run on fourth down by fullback Lamarq Caldwell.

Brown quickly made amends. He ran for 64 yards around left end before lofting a 17-yard touchdown pass to Kenneth Goins to put Maryland up 26-10.

	1ST	2ND	3RD	4TH	-	FINAL
FIU (0-1)	3	7	0	0	-	10
MARYLAND (1-0)	13	27	0	3	-	43

First Quarter

- MD - FG Brad Craddock 20, 11:48
- MD - FG Brad Craddock 25, 10:15
- FIU - FG Sergio Sroka 32, 7:33
- MD - C.J. Brown 29 run (Craddock kick), 5:50

Second Quarter

- MD - Deon Long 25 pass fr Brown (Craddock kick), 14:54
- FIU - Lamarq Caldwell 1 run (Sroka kick), 8:30
- MD - Kenneth Goins 17 pass fr Brown (kick failed), 7:46
- MD - Stefan Diggs 66 pass fr Brown (Craddock kick), 5:58
- MD - C.J. Brown 11 run (Craddock kick), 1:16

Fourth Quarter

- MD - FG Brad Craddock 23, 12:40

	MD	FIU
First Downs	26	9
Rushes-Yards	42-251	40-91
Comp-Att-Int	25-29-0	10-22-1
Passing Yards	325	80
Return Yards	0	15
Punts-Average	3-37.7	9-40.0
Fumbles-Lost	3-2	2-1
Penalties-Yards	2-10	3-24
Sacks By-Yards Lost	5-28	2-10
Time of Possession	34:05	25:55

INDIVIDUAL STATISTICS

RUSHING - Maryland: C.J. Brown 11-105-2, Jacquille Veii 8-53, Albert Reid 9-45, Stefan Diggs 1-26, Brandon Ross 10-21, Caleb Rowe 2-2, Team 1-minus 1; FIU: Lemarq Caldwell 21-79-1, Alfonso Randolph 8-23, Shane Coleman 4-13, E.J. Hilliard 3-minus 6, Jake Medlock 4-minus 18.

PASSING - Maryland: C.J. Brown 20-23-0-281-3, Caleb Rowe 5-6-0-44; FIU: Jake Medlock 5-15-0-26, E.J. Hilliard 5-7-1-54.

RECEIVING - Maryland: Deon Long 9-110-1, Stefan Diggs 5-98-1, Levern Jacobs 3-48, Brandon Ross 2-15, Dave Stinebaugh 2-9, Nigel King 1-21, Kenneth Goins 1-17-1, Amba Etta-Iawo 1-5, Jacquille Veii 1-2; FIU: T.J. Lowder 3-4, Clinton Taylor 2-5, Fred Porter 1-36 Jonnu Smith 1-7, Lemarq Caldwell 1-7, Dominique Rhymes 1-1.

MISSED FIELD GOALS - None.

TACKLES - Maryland: L.A. Goree 4-6-10, Quinton Jefferson 4-3-7, Cole Farrand 2-5-7, Yannik Cudjoe-Virgil 2-5-7, Keith Bowers 2-3-5; FIU: Sam Miller 7-2-9, Randy Harvey 5-2-7, Marketh Russell 4-3-7, Mike Wakefield 4-3-7, Brad Hyman-Muhammad 4-2-6.

ATT -36,321. **WEATHER** - 87 degrees, clear.

Maryland	47
Old Dominion	10
Sept. 7, 2013	

COLLEGE PARK, Md. - C.J. Brown threw for two touchdowns and ran for two, Brandon Ross rushed for 149 yards and Maryland capitalized on three interceptions in a 47-10 rout of Old Dominion.

Brown directed touchdown drives of 77, 46, 97 and 80 yards to stake the Terrapins (2-0) to a 31-3 halftime lead. Ross had 126 yards rushing during a first half in which Maryland amassed 392 yards and 20 first downs.

The fifth-year senior completed 14 of 22 passes for 275 yards and ran four times for 30 yards in three quarters of work.

Stefon Diggs caught six passes for 179 yards and a touchdown for Maryland.

Old Dominion (0-2) compiled 335 yards in offense but didn't get in the end zone until Cam Boyd scored on a 3-yard run with 5:05 left. Taylor Heinicke went 18 for 34 for 166 yards before being removed late in the third quarter.

After throwing an interception on the opening drive to set up a Maryland field goal, Heinicke took the Monarchs 66 yards in 10 rapid-fire plays to set up a field goal.

The Terrapins went up 10-3 on a 5-yard run by Ross, and the next series started with Heinicke getting sacked for a 16-yard loss. Two plays later, Sean Davis picked off a third-down pass.

Brown then completed a 41-yard pass to Diggs before running it from the 5 for a 17-3 lead.

Early in the second quarter, ODU had a third-and-goal at the Maryland 2 before Yannik Ngakouie intercepted a deflected pass.

The frenzied pace was interrupted by a couple of punts before Brown directed a nine-play, 97-yard drive that featured six runs by Ross and ended with Diggs grabbing a short pass, high-stepping along the right sideline and diving into the end zone with a somersault for a 41-yard touchdown.

Minutes later, backup running back Albert Reid scored on a 27-yard run to make it 31-3.

	1st	2nd	3rd	4th	-	Final
Old Dominion (0-2)	3	0	0	7	-	10
MARYLAND (2-0)	17	14	14	2	-	47

First Quarter

- MD - FG Brad Craddock 32, 11:14
- ODU - FG Jarod Brown 35, 7:55
- MD - Brandon Ross 5 run (Craddock kick), 5:18
- MD - C.J. Brown 5 run (Craddock kick), 2:58

Second Quarter

- MD - Stefan Diggs 41 pass fr Brown (Craddock kick), 5:19
- MD - Albert Reid 27 run (Craddock kick), 1:33

Third Quarter

- MD - C.J. Brown 31 run (Craddock kick), 6:56
- MD - Nigel King 4 pass fr Brown (Craddock kick), 0:15

Fourth Quarter

- MD - Safety, Darius Kilgo tackled receiver in end zone, 12:09
- ODU - Cam Boyd 3 run (Brown kick), 5:05

	MD	ODU
First Downs	28	18
Rushes-Yards	46-312	38-165
Comp-Att-Int	14-23-1	21-39-3
Passing Yards	275	170
Return Yards	51	0
Punts-Average	3-41.0	4-42.5
Fumbles-Lost	1-0	1-0
Penalties-Yards	1-15	4-34
Sacks By-Yards Lost	4-29	2-6
Time of Possession	30:27	29:33

INDIVIDUAL STATISTICS

RUSHING - Maryland: Brandon Ross 18-149-1, Albert Reid 7-56-1, Jacquille Veii 10-43, C.J. Brown 4-30-2, Kenneth Goins 2-17, Stefan Diggs 2-12, Ricardo Young 2-7, Team 1-minus 2; ODU: Cam Boyd 9-58-1, Taylor Heinicke 14-51, Colby Goodwyn 8-29, David Washington 4-22, Antonio Vaughn 3-5.

PASSING - Maryland: C.J. Brown 14-22-0-275-2, Caleb Rowe 0-1-1-0; ODU: Taylor Heinicke 18-34-3-166, David Washington 3-5-0-4.

RECEIVING - Maryland: Stefan Diggs 6-179-1, Deon Long 3-24, Dave Stinebaugh 2-35, Nigel King 2-31-1, Brandon Ross 1-6; ODU: Larry Pinkard 7-96, Jakwail Bailey 3-8, Colby Goodwyn 3-7, Melvin Vaughn 2-29, Antonio Vaughn 2-14, Marquel Thomas 1-9, Zach Pascal 1-4, Kirk Spellman 1-2, Gerard Shilow 1-1.

MISSED FIELD GOALS - None.

TACKLES - Maryland: William Likely 9-2-11, Matt Robinson 6-2-8, Sean Davis 3-3-6, Isaac Goins 5-0-5, Alex Twine 2-3-5; ODU: Richie Staton 5-2-7, Fellonte Misner 5-2-7, Caleb Taylor 4-3-7, Andre Simmons 3-4-7, Larry Alston 3-2-5.

ATT -38,377. **WEATHER** - 81 degrees, clear.

Maryland	32
Connecticut	21
Sept. 14, 2013	

EAST HARTFORD, Conn. - C.J. Brown ran for 122 yards and a touchdown and threw for 277 yards and another score as Maryland beat UConn 32-21.

Stefon Diggs had 110 yards receiving, including a 12-yard touchdown for the Terrapins, who improved to 3-0 for the first time since 2001.

Maryland, which led just 13-10 at the half, put up 501 yards of offense, going over 500 yards for the third straight game.

Shakim Phillips caught a career-high 10 passes for 178 yards and a late touchdown for UConn, which fell to 0-2 for the first time since 2002.

Diggs, who caught five balls, had 98 yards receiving at the half. His 12-yard catch and run in the third quarter capped a four-play 80-yard drive in the third quarter that put the Terps up 20-10.

The Huskies cut the lead to 20-13 on a 34-yard field goal that came after Maryland fumbled the ball at its own 25.

But Dexter McDougale stepped in front of Jeremy Davis on the right sideline, and took an interception back 49-yards across the field for a touchdown to give Maryland some breathing room. It was one of two interceptions on the day for the senior cornerback.

UConn quarterback Chandler Whitmer was 29-of-46 for a career-high 349 yards, a touchdown and those two picks. His intentional grounding penalty in the UConn end zone with just under 9 minutes left, put the Terrapins up by three scores, and put the game out of reach.

Brad Craddock added a 40-yard field goal, his third of the game.

Phillips boosted his stats with a late 75-yard touchdown catch and run, but had to be helped off the field after getting injured on the play.

	1st	2nd	3rd	4th	-	Final
MARYLAND (3-0)	0	13	14	5	-	32
Connecticut (0-2)	7	3	3	8	-	21

First Quarter

- UConn - Lyle McCombs 5 run (Chad Christen kick), 10:21

Second Quarter

- MD - C.J. Brown 41 run (Brad Craddock kick), 11:10
- MD - FG Brad Craddock 29, 7:55
- UConn - FG Chad Christen 33, 4:05
- MD - FG Brad Craddock 21, 0:00

Third Quarter

- MD - Stefan Diggs 12 pass fr Brown (Craddock kick), 9:04
- UConn - FG Chad Christen 34, 6:02
- MD - Dexter McDougale 49 interception return (Craddock kick), 2:07

Fourth Quarter

- MD - Safety, intentional grounding penalty in end zone, 8:43
- MD - FG Brad Craddock 40, 4:48
- UConn - Shakim Phillips 75 pass fr Chandler Whitmer (Jeremy Davis pass fr Whitmer), 4:26

	MD	UConn
First Downs	21	21
Rushes-Yards	43-224	33-34
Comp-Att-Int	15-28-1	29-46-2
Passing Yards	277	349
Return Yards	53	0
Punts-Average	5-43.4	9-36.2
Fumbles-Lost	2-2	0-0
Penalties-Yards	4-54	5-49
Sacks By-Yards Lost	5-42	0-0
Time of Possession	28:10	31:50

INDIVIDUAL STATISTICS

RUSHING - Maryland: C.J. Brown 16-122-1, Brandon Ross 18-95, Albert Reid 5-11, Kenneth Goins 1-3, Team 1-minus 7; UConn: Lyle McCombs 19-53-1, Deshon Foxx 2-9, Max DeLorenzo 3-7, Martin Hyppolite 1-1, Chandler Whitmer 8-minus 36.

PASSING - Maryland: C.J. Brown 15-28-1-277-1; UConn: Chandler Whitmer 29-46-2-349-1.

RECEIVING - Maryland: Stefan Diggs 5-110-1, Deon Long 3-39, Levern Jacobs 2-60, Dave Stinebaugh 2-29, Brandon Ross 2-13, Malcolm Culmer 1-26; UConn: Shakim Phillips 10-178-1, Jeremy Davis 5-54, Deshon Foxx 4-54, Sean McQuillan 4-23, Lyle McCombs 3-18, John Green 2-22, Dhamer Bradley 1-0.

MISSED FIELD GOALS - Maryland: Brad Craddock 50.

TACKLES - Maryland: Cole Farrand 4-8-12, Dexter McDougale 7-1-8, Darius Kilgo 3-5-8, Yannik Cudjoe-Virgil 3-4-7, Matt Robinson 4-1-5, Isaac Goins 4-1-5; UConn: Yavin Smallwood 7-7-4, Ty-Meer Brown 8-0-8, Shamar Stephen 2-5-7, Jefferson Ashiru 1-4-5, Taylor Mack 4-0-4.

ATT -38,916. **WEATHER** - 62 degrees, overcast.

The Associated Press contributed to all game recaps

	Game 4		Game 5		Game 6
West Virginia	37	Maryland	0	Virginia	26
Maryland	0	Florida State	63	Maryland	27
Sept. 21, 2013		Oct. 5, 2013		Oct. 12, 2013	

BALTIMORE - A.J. Hendy scored on a 28-yard interception return and recovered two fumbles as unbeaten Maryland forced six turnovers in a surprisingly easy victory over West Virginia.

Off to their best start since 2001, the Terrapins (4-0) led 30-0 at halftime after limiting the Mountaineers (2-2) to two first downs and picking off two passes.

C.J. Brown rushed for a touchdown and passed for a score to help Maryland end a seven-game losing streak against its border rivals. It was the Terrapins' most lopsided win in the series since a 54-7 blowout in 1951.

Brown and the offense played well, but the defense did most of the damage. Not only did Hendy score, but Yannik Cudjoe-Virgil picked off a pass near the West Virginia goal line to set up another touchdown. The Terrapins also recovered four fumbles.

West Virginia finished with 175 yards in offense in its first shutout loss since a 35-0 defeat against Virginia Tech on Oct. 6, 2001.

In the first half, West Virginia compiled a mere 65 yards in offense compared to 61 yards in penalties.

Maryland took advantage of a West Virginia miscue to go up 7-0. A bouncing kick went off the leg of Mountaineers punt returner Ronald Carswell, and Hendy recovered on the West Virginia 24 to set up a deflected 6-yard touchdown pass from Brown to tight end Dave Stinebaugh.

On the second play after the kickoff, Hendy picked off a sideline pass by Childress and went the distance for a 14-0 lead.

It began to rain early in the second quarter while Maryland went on a 34-yard march that led to a 50-yard field goal by Brad Craddock.

Another three-and-out by the Mountaineers was followed by a 62-yard march that produced another field goal to make it 20-0, and Craddock added another with 1:35 left in the half.

But Maryland wasn't done. Cudjoe-Virgil deflected a pass at the line of scrimmage and fell with it in his hands. That gave the Terrapins the ball at the West Virginia 6, and Brown scored from the 1 with 18 seconds remaining.

	1st	2nd	3rd	4th	-	Final
West Virginia (2-2)	0	0	0	0	-	0
MARYLAND (4-0)	14	16	0	7	-	37

- First Quarter**
 MD - Dave Stinebaugh 6 pass fr C.J. Brown (Brad Craddock kick), 4:41
 MD - A.J. Hendy 28 interception return (Craddock kick), 3:53
- Second Quarter**
 MD - FG Brad Craddock 50-, 11:06
 MD - FG Brad Craddock 36, 7:08
 MD - FG Brad Craddock 30, 1:35
 MD - C.J. Brown 1 run (Craddock kick), 0:18
- Fourth Quarter**
 MD - Brandon Ross 3 run (Craddock kick), 4:18

	MD	WVU
First Downs	17	6
Rushes-Yards	47-113	25-113
Comp-Att-Int	16-25-0	11-22-2
Passing Yards	217	62
Return Yards	27	0
Punts-Average	5-51.2	8-46.1
Fumbles-Lost	4-2	4-4
Penalties-Yards	7-39	7-59
Sacks By-Yards Lost	2-16	2-16
Time of Possession	38:06	21:54

INDIVIDUAL STATISTICS

RUSHING - Maryland: Brandon Ross 20-67-1, C.J. Brown 14-26-1, Deon Long 1-18, Kenneth Goins 2-9, Stefan Diggs 1-5, Albert Reid 4-4, Jacquille Vei 1-minus 3, Team 3-minus 6, Levern Jacobs 1-minus 7; West Virginia: Dreamius Smith 12-74, Charles Sims 8-35, Wendell Smallwood 1-30, Ford Childress 4-minus 26.

PASSING - Maryland: C.J. Brown 16-25-0-217.1; West Virginia: Ford Childress 11-22-2-62.

RECEIVING - Maryland: Deon Long 6-98, Levern Jacobs 2-39, Brandon Ross 2-24, Malcolm Culmer 2-21, Stefan Diggs 2-13, Kenneth Goins 1-16, Dave Stinebaugh 1-6-1; West Virginia: Charles Sims 8-33, Ronald Carswell 1-12, Cody Clay 1-11, Wendell Smallwood 1-6.

MISSED FIELD GOALS - None.

TACKLES - Maryland: L.A. Goree 5-4-9, Sean Davis 2-4-6, Matt Robinson 2-4-6, Isaac Goins 2-3-5, Cole Farrand 3-1-4; West Virginia: Karl Joseph 7-2-10, Jared Barber 2-5-7, Doug Rigg 1-5-6, Dontrill Hyman 1-5-6.

ATT -55,677. **WEATHER** - 76 degrees, heavy rain.

TALLAHASSEE, Fla. - The 25th-ranked Maryland football team dropped its first game of the season, 63-0, to eighth-ranked Florida State at Doak Campbell Stadium.

The Seminoles (5-0, 3-0) rode the arm of quarterback Jameis Winston, who completed 23 of 32 passes for 393 yards and a career-high five touchdowns. The Seminoles put up 614 yards of total offense.

The Terps (4-1, 0-1) were unable to get anything going offensively and lost quarterback C.J. Brown late in the second quarter with an injury. The Terps' second-ranked offense in the ACC was held to 234 yards.

The Terrapins were held to 121 first-half yards and Florida State gave up a season-low 11 yards rushing on 10 attempts in the first half. Maryland punted on its first three possessions of the game, a Florida State. The Terps converted just 1 of 7 third downs in the first 30 minutes and 2 of 15 all game.

Brown went down late in the second quarter with the Terrapins trailing 14-0. Brown released a pass downfield just before Dan Hicks hit him around the waist and Jacobi McDaniel followed with a blow to the chest.

Caleb Rowe stepped in for Brown and completed 9-of-17 passes for 119 yards. Rowe's long pass of the day was a 26-yard completion to wide receiver Nigel King late in the third quarter.

The Maryland offense was held to 234 yards and 33 yards rushing on 25 attempts. Eight different receivers caught passes on Saturday led by wide receiver Deon Long. The junior wideout caught three passes for 77 yards and averaged 25.7 yards per catch. Nigel King had a season-high 46 receiving yards on three receptions, while Stefan Diggs finished with two receptions for 24 yards.

The Seminoles scored on their first drive, a Karlos Williams 1-yard touchdown run, and then punted on the next three consecutive drives.

The Seminoles scored touchdowns on their next eight consecutive possessions.

	1st	2nd	3rd	4th	-	Final
MARYLAND (4-1, 0-1)	0	0	0	0	-	0
Florida State (5-0, 3-0)	7	14	21	21	-	63

- First Quarter**
 FS - Karlos Williams 1 run (Roberto Aguayo kick), 8:14
- Second Quarter**
 FS - Devonta Freeman 5 run (Aguayo kick), 6:15
 FS - Kelvin Benjamin 5 pass fr Jameis Winston (Aguayo kick), 0:28
- Third Quarter**
 FS - Nick O'Leary 8 pass fr Winston (Aguayo kick), 12:18
 FS - Kenny Shaw 21 pass fr Winston (Aguayo kick), 9:47
 FS - Nick O'Leary 12 pass fr Winston (Aguayo kick), 1:50
- Fourth Quarter**
 FS - Kelvin Benjamin 21 pass fr Winston (Aguayo kick), 14:56
 FS - Karlos Williams 17 run (Aguayo kick), 11:28
 FS - Jacob Coker 24 run (Aguayo kick), 9:49

	MD	FS
First Downs	9	33
Rushes-Yards	25-33	43-183
Comp-Att-Int	15-32-0	26-39-0
Passing Yards	201	431
Return Yards	0	66
Punts-Average	11-38.2	4-42.0
Fumbles-Lost	3-1	1-0
Penalties-Yards	4-40	4-26
Sacks By-Yards Lost	1-9	1-9
Time of Possession	25:45	34:15

INDIVIDUAL STATISTICS

RUSHING - Maryland: Jacquille Vei 8-15, Caleb Rowe 5-9, Stefan Diggs 1-5, Albert Reid 4-4, C.J. Brown 3-3, Brandon Ross 3-minus 1, Team 1-minus 2; Florida State: Devonta Freeman 17-63-1, James Wilder Jr. 6-40, Karlos Williams 5-29-2, Jacob Coker 1-24-1, Jameis Winston 7-24, Ryan Green 4-16, Freddie Stevenson 2-10, Team 1-minus 23.

PASSING - Maryland: Caleb Rowe 9-17-0-119, C.J. Brown 6-14-0-82, Stefan Diggs 0-1-0-0; Florida State: Jameis Winston 23-32-0-393.5, Jacob Coker 3-7-0-38.

RECEIVING - Maryland: Deon Long 3-77, Nigel King 3-46, Brandon Ross 3-17, Stefan Diggs 2-24, Dave Stinebaugh 1-13, Levern Jacobs 1-10, Kenneth Goins 1-9, Jacquille Vei 1-5; Florida State: Kenny Shaw 5-96-1, Kelvin Benjamin 5-60, Rashad Greene 4-108, Nick O'Leary 4-55, Devonta Freeman 3-35, Christian Green 2-39, Isaiah Jones 1-16, Karlos Williams 1-15, Shayne Broxie 1-7.

MISSED FIELD GOALS - Maryland: Brad Craddock 51.

TACKLES - Maryland: Sean Davis 9-3-12, Anthony Nixon 8-2-10, Matt Robinson 7-1-8, William Likely 5-0-5, Cole Farrand 5-0-5; Florida State: Telvin Smith 3-2-5, Chris Casher 3-2-5, Terrance Smith 4-0-4, E.J. Levenberry 2-2-4, Dan Hicks 2-1-3.

ATT -74,909. **WEATHER** - 86 degrees, sunny.

COLLEGE PARK, Md. - Caleb Rowe threw for 332 yards and hit tight end Dave Stinebaugh for the go-ahead score with 5:14 left as Maryland beat Virginia 27-26 in perhaps the final meeting between these border rivals.

Rowe's 12-yard touchdown pass made it 27-26. Virginia moved to the Maryland 24-yard line in the closing seconds before Alec Vozenilek's 42-yard field goal attempt sailed wide right with 10 seconds remaining.

Rowe made his second career start in place of C.J. Brown, who sustained a concussion in last week's 63-0 loss at Florida State. Rowe went 18 for 34 and directed an offense that accumulated 468 yards.

Brandon Ross ran for 88 yards and two touchdowns for the Terrapins (5-1, 1-1), who ended a three-game skid at home against the Cavaliers (2-4, 0-2).

David Watford went 27 for 44 for 263 yards and a score, and tight end Jake McGee had eight catches for 114 yards for Cavaliers, who have lost three straight. Kevin Parks ran for 112 yards and a touchdown, and Khalek Shepherd contributed 81 yards rushing to an offense that amassed 505 yards.

Rowe brought the Terrapins from behind, with the help of two exceptional catches. After Deon Long leaped between two defenders to grab a floater on a third-and-22 for a 47-yard gain to the Virginia 13, Stinebaugh made a diving catch in the middle of the end zone.

The Terrapins trailed 23-20 in the fourth quarter when a Virginia punt hit a Maryland player and was recovered by the Cavaliers. That led to Vozenilek's fourth field goal with 7:11 remaining.

Down at halftime, Maryland got two field goals from Brad Craddock in the third quarter to take a 20-16 lead.

The advantage disappeared when Parks scored on a 6-yard run with 13:15 left in the game.

Vozenilek kicked three field goals, and the Cavaliers took advantage of two Maryland turnovers in going up 16-14 at halftime.

	1st	2nd	3rd	4th	-	Final
Virginia (2-4, 0-2)	6	10	0	10	-	26
MARYLAND (5-1, 1-1)	7	7	6	7	-	27

- First Quarter**
 VA - FG Alec Vozenilek 28, 8:53
 VA - FG Alec Vozenilek 18, 1:18
 MD - Brandon Ross 1 run (Brad Craddock kick), 0:08
- Second Quarter**
 MD - Brandon Ross 7 run (Craddock kick), 6:40
 VA - Jake McGee 4 pass fr David Watford (Vozenilek kick), 4:33
 VA - FG Alec Vozenilek 27, 0:19
- Third Quarter**
 MD - FG Brad Craddock 36, 12:34
 MD - FG Brad Craddock 32, 2:00
- Fourth Quarter**
 VA - Kevin Parks 6 run (Vozenilek kick), 13:15
 VA - FG Alec Vozenilek 26, 7:11
 MD - Dave Stinebaugh 12 pass fr Caleb Rowe (Craddock kick), 5:14

	MD	VA
First Downs	19	29
Rushes-Yards	30-136	49-242
Comp-Att-Int	18-34-0	27-44-0
Passing Yards	332	263
Return Yards	0	0
Punts-Average	5-39.6	7-39.1
Fumbles-Lost	3-3	1-0
Penalties-Yards	6-48	5-38
Sacks By-Yards Lost	0-0	3-28
Time of Possession	22:15	37:45

INDIVIDUAL STATISTICS

RUSHING - Maryland: Brandon Ross 14-88-2, Albert Reid 3-41, Jacquille Vei 2-16, Kenneth Goins 2-6, Stefan Diggs 2-3, Team 2-minus 4, Caleb Rowe 5-minus 8; Virginia: Kevin Parks 28-112-1, Khalek Shepherd 10-81, David Watford 7-34, Taquan Mizzell 3-13, E.J. Scott 1-2.

PASSING - Maryland: Caleb Rowe 18-34-0-332.1; Virginia: David Watford 27-44-0-263-1.

RECEIVING - Maryland: Stefan Diggs 6-96, Deon Long 4-98, Brandon Ross 3-81, Levern Jacobs 1-17, Amba Etta-Tawo 1-13, Dave Stinebaugh 1-12-1, Nigel King 1-9, Jacquille Vei 1-6; Virginia: Jake McGee 8-114-1, Kevin Parks 5-50, Zachary Swanson 3-36, Khalek Shepherd 2-16, Keeon Johnson 2-12, Dominique Terrell 2-10, Darius Jennings 1-21, Tim Smith 1-6, Kyle Dockins 1-6, Taquan Mizzell 1-minus 4, David Watford 1-minus 4.

MISSED FIELD GOALS - Virginia: Alec Vozenilek 42.

TACKLES - Maryland: L.A. Goree 9-6-15, Anthony Nixon 9-3-12, Isaac Goins 6-3-9, Alex Twine 5-4-9, Sean Davis 4-5-9, Cole Farrand 4-5-9; Virginia: Henry Coley 5-4-9, Anthony Harris 5-3-8, DreQuan Hoskey 7-0-7, David Dean 1-6-7.

ATT -41,077. **WEATHER** - 70 degrees, showers.

The Associated Press contributed to all game recaps

	Game 7	Clemson	Game 8	Syracuse	Game 9
Maryland	10	Clemson	40	Syracuse	20
Wake Forest	34	Maryland	27	Maryland	3
Oct. 19, 2013		Oct. 26, 2013		Nov. 9, 2013	

WINSTON-SALEM, N.C. - Quarterback Tanner Price had touchdowns rushing, receiving and passing in Wake Forest's 34-10 victory over Maryland.

Price was 26 of 36 through the air for 231 yards, scored on a 4-yard run and caught a 4-yard TD pass from receiver Michael Campanaro.

Maryland backup quarterback Caleb Rowe threw a 56-yard touchdown pass to Levern Jacobs to pull Maryland to 24-10 midway through the third quarter.

Starter C.J. Brown was 15 of 24 for 137 yards in his return from a concussion for Maryland. But he was constantly harassed by nose tackle Nikita Whitlock, threw two interceptions in the second quarter that led directly to Price's first two touchdowns and was replaced by Rowe midway through the third.

Rowe finished 15 of 27 for 207 yards. Maryland outgained Wake Forest 383-307 but finished with three turnovers.

Josh Harris' 1-yard touchdown run on the opening series of the game put the Demon Deacons (4-3, 2-2) on their way to their fourth straight home victory over the Terrapins (5-2, 1-2).

The Demon Deacons scored on four of their six possessions in the first half and turned those turnovers into a 24-3 halftime lead.

Rowe's long strike to Jacobs pulled Maryland within 14 points with 7:47 left in the third quarter.

Price restored Wake Forest's three-touchdown lead with his scoring pass on the next possession, and Chad Hedlund put the Demon Deacons up by 24 with a 38-yard field goal with 7:46 to play.

Maryland lost starting receiver Deon Long to an apparent lower right leg injury early in the second quarter and top receiver Stefon Diggs to a lower leg injury early in the fourth.

	1st	2nd	3rd	4th	-	Final
MARYLAND (5-2, 1-2)	0	3	7	0	-	10
Wake Forest (4-3, 2-2)	10	14	7	3	-	34

First Quarter
 WF - Josh Harris 1 run (Chad Hedlund kick), 10:37
 WF - FG Chad Hedlund 51, 0:00

Second Quarter
 MD - FG Brad Craddock 23, 10:00
 WF - Tanner Price 4 run (Hedlund kick), 5:21
 WF - Tanner Price 4 pass fr Michael Campanaro (Hedlund kick), 1:21

Third Quarter
 MD - Levern Jacobs 56 pass fr Caleb Rowe (Craddock kick), 7:47
 WF - Michael Campanaro 10 pass fr Tanner Price (Hedlund kick), 2:54

Fourth Quarter
 WF - FG Chad Hedlund 38, 7:46

	MD	WF
First Downs	22	16
Rushes-Yards	23-39	24-47
Comp-Att-Int	27-51-2	28-38-0
Passing Yards	344	260
Return Yards	39	82
Punts-Average	3-44.3	6-42.0
Fumbles-Lost	2-1	0-0
Penalties-Yards	4-40	4-50
Sacks By-Yards Lost	1-22	3-43
Time of Possession	27:58	32:02

INDIVIDUAL STATISTICS

RUSHING - Maryland: Brandon Ross 8-39, Albert Reid 5-32, Caleb Rowe 2-minus 1, C.J. Brown 8-minus 35, Jacquille Vei 0-4; Wake Forest: Josh Harris 9-47-1, Tanner Price 9-5-1, Dominique Gibson 4-0, Team 1-minus 2, Jalen Latter 1-minus 3.

PASSING - Maryland: Caleb Rowe 12-27-0-207-1, C.J. Brown 15-24-2-137; Wake Forest: Tanner Price 26-36-0-231-1, Michael Campanaro 2-2-0-29-1.

RECEIVING - Maryland: Stefon Diggs 8-67, Amba Etta-Tawo 6-69, Deon Long 4-43, Levern Jacobs 3-78-1, Dave Stinebaugh 2-58, Nigel King 1-15, Albert Reid 1-9, Brandon Ross 1-6, Jacquille Vei 1-minus 1; Wake Forest: Michael Campanaro 11-122-1, Tylor Harris 6-49, Jared Crump 3-41, Spencer Bishop 3-33, Dominique Gibson 3-6, Josh Harris 1-5, Tanner Price 1-4-1.

MISSED FIELD GOALS - Maryland: Brad Craddock 35.

TACKLES - Maryland: William Likely 5-3-8, Sean Davis 4-3-7, A.J. Hendy 5-1-6, Cole Farrand 5-0-5, Darius Kilgo 2-2-4, Abner Logan 2-2-4; Wake Forest: Brandon Chubb 4-4-8, A.J. Marshall 6-0-6, Merrill Noel 5-0-5, Nikita Whitlock 4-1-5, Brad Watson 4-1-5.

ATT - 27,807. **WEATHER** - 60 degrees, cloudy.

COLLEGE PARK, Md. - Tajh Boyd threw for a touchdown and ran for a score, Sammy Watkins had a school-record 14 catches for 163 yards and No. 9 Clemson wore down injury-riddled Maryland 40-27.

Maryland played without several key injured starters, including quarterback C.J. Brown, running back Brandon Ross, wide receivers Stefon Diggs and Deon Long, and tight end Dave Stinebaugh. Five players who had started on defense were also injured and did not play.

Backup quarterback Caleb Rowe went 19-for-45 for 282 yards and three touchdowns. But the Terrapins went 48 minutes between their first and second touchdowns and committed four turnovers.

Trailing 16-7 at halftime, Maryland converted fumbles by Watkins and Roderick McDowell into field goals to close to 16-13 with four minutes elapsed in the third quarter.

Boyd responded with a 68-yard drive before Catanzaro connected on a 24-yarder.

Despite making only three first downs in the third quarter, Maryland remained within striking distance until the Terps lost a fumble at the Maryland 31, and Clemson's Spencer Shuey took it to the 22. Four plays later, Boyd ran it in from the 5 to make 26-13 with 13:04 left.

Down 3-0, the Terrapins got a big play from wide receiver Levern Jacobs in his first start of the year. Jacobs grabbed a short pass over the middle and sprinted into the end zone for a 71-yard touchdown. He finished with a career-high 158 yards on eight catches.

Boyd went 28 for 41 for 304 yards with an interception and McDowell rushed for 161 yards and two touchdowns.

Clemson ran 98 plays compared to 70 for Maryland (5-3, 1-3) and finished with a 551-364 advantage in total yardage. But the Tigers needed four field goals from Chandler Catanzaro to take a 19-13 lead into the fourth quarter.

Clemson scored the first 14 points of the final period to extend its lead.

	1st	2nd	3rd	4th	-	Final
Clemson (7-1, 5-1)	6	10	3	21	-	40
MARYLAND (5-3, 1-3)	7	0	6	14	-	27

First Quarter
 CU - FG Chandler Catanzaro 31, 10:37
 MD - Levern Jacobs 71 pass fr Caleb Rowe (Brad Craddock kick), 8:59
 CU - FG Chandler Catanzaro 29, 3:37

Second Quarter
 CU - FG Chandler Catanzaro 25, 9:50
 CU - Jordan Leggett 5 pass fr Tajh Boyd (Catanzaro kick), 0:09

Third Quarter
 MD - FG Brad Craddock 41, 12:07
 MD - FG Brad Craddock 41, 11:05
 CU - FG Chandler Catanzaro 24, 6:42

Fourth Quarter
 CU - Tajh Boyd 5 run (Catanzaro kick), 13:04
 CU - Roderick McDowell 3 run (Catanzaro kick), 7:57
 MD - Amba Etta-Tawo 5 pass fr Rowe (Craddock kick), 5:58
 CU - Roderick McDowell 45 run (Catanzaro kick), 5:03
 MD - Nigel King 14 pass fr Rowe (Craddock kick), 0:09

	MD	CU
First Downs	19	30
Rushes-Yards	25-82	57-236
Comp-Att-Int	20-46-2	28-41-1
Passing Yards	287	304
Return Yards	15	60
Punts-Average	7-43.4	4-37.2
Fumbles-Lost	2-2	3-2
Penalties-Yards	10-59	4-30
Sacks By-Yards Lost	4-24	2-8
Time of Possession	26:44	33:16

INDIVIDUAL STATISTICS

RUSHING - Maryland: Albert Reid 15-70, Caleb Rowe 6-23, Jacquille Vei 1-0, Ricardo Young 2-0, Levern Jacobs 1-minus 11; Clemson: Roderick McDowell 30-161-2, Zac Brooks 7-36, Tajh Boyd 13-24-1, D.J. Howard 4-13, Cole Stoudt 2-3, Team 1-minus 1.

PASSING - Maryland: Caleb Rowe 20-46-2-287-3; Clemson: Tajh Boyd 28-41-1-304-1.

RECEIVING - Maryland: Levern Jacobs 8-158-1, Nigel King 5-76-1, Amba Etta-Tawo 3-26-1, Albert Reid 2-16, Jacquille Vei 1-6, Malcolm Culmer 1-5; Clemson: Sammy Watkins 14-163, Adam Humphries 5-37, Martavis Bryant 4-88, Roderick McDowell 4-11, Jordan Leggett 1-5-1.

MISSED FIELD GOALS - None.

TACKLES - Maryland: Cole Farrand 9-14-23, Abner Logan 7-8-15, Sean Davis 4-5-9, Isaac Goins 8-1-9, Marcus Whitfield 4-3-7; Clemson: Stephone Anthony 5-3-8, Bashaud Breland 6-1-7, Spencer Shuey 3-2-5, Grady Jarrett 2-3-5, Vic Beasley 4-0-4.

ATT - 48,134. **WEATHER** - 56 degrees, sunny.

COLLEGE PARK, Md. - Jerome Smith ran for 118 yards and two touchdowns, and Syracuse used a strong defensive effort to beat Maryland 20-3.

Smith scored from the 1 in the first quarter and added a 21-yard TD with 10:33 left to put the Orange up by 17.

Durrell Eskridge and Julian Whigham had interceptions for Syracuse, which also forced five fumbles - recovering two of them.

Maryland (5-4, 1-4) has lost three straight and four of five.

C.J. Brown went 21 for 40 for 211 yards and two interceptions for Maryland, which was limited to 151 yards in the second half.

In the fourth quarter, Orange quarterback Terrel Hunt ran for 29 yards to set up Smith's game-clinching touchdown jaunt.

Hunt finished 15 for 24 for 140 yards and an interception. He also ran for 67 yards on seven carries.

The Orange outgained Maryland 267-141 before halftime and scored on their first and last drives to take a 10-0 lead.

Syracuse took the opening kickoff and launched a 16-play drive that consumed nearly eight minutes and featured a pair of fourth-down gambles, the last of which produced Smith's first touchdown run.

In the second quarter, a fumble by Smith started a run of five of six possessions that ended in turnovers, including three by Maryland - two interceptions by Brown and a fumble by Amba Etta-Tawo. Syracuse converted the last turnover into a 34-yard field goal by Ryan Norton.

Etta-Tawo finished with career-highs of six catches and 109 receiving yards.

	1st	2nd	3rd	4th	-	Final
Syracuse (5-4, 3-2)	7	3	3	7	-	20
MARYLAND (5-4, 1-4)	0	0	3	0	-	3

First Quarter
 SU - Jerome Smith 1 run (Ryan Norton kick), 7:06

Second Quarter
 SU - FG Ryan Norton 34, 0:03

Third Quarter
 SU - FG Ryan Norton 30, 10:03
 MD - FG Brad Craddock 23, 1:10

Fourth Quarter
 SU - Jerome Smith 21 run (Norton kick), 10:33

	MD	SU
First Downs	19	18
Rushes-Yards	36-81	45-242
Comp-Att-Int	21-40-2	15-24-1
Passing Yards	211	140
Return Yards	17	31
Punts-Average	4-36.0	7-38.4
Fumbles-Lost	5-2	2-1
Penalties-Yards	2-10	12-115
Sacks By-Yards Lost	0-0	3-31
Time of Possession	29:45	30:15

INDIVIDUAL STATISTICS

RUSHING - Maryland: Brandon Ross 15-54, Levern Jacobs 1-11, Albert Reid 5-11, C.J. Brown 15-5; Syracuse: Jerome Smith 28-118-2, Terrel Hunt 7-67, George Morris 7-50, Devante McFarlane 2-4, Prince-Iyson Gullely 1-3.

PASSING - Maryland: C.J. Brown 21-40-2-211; Syracuse: Terrel Hunt 15-24-1-140.

RECEIVING - Maryland: Amba Etta-Tawo 6-109, Levern Jacobs 6-25, Nigel King 5-65, Kenneth Goins 1-7, Dave Stinebaugh 1-6, Brandon Ross 1-2, Albert Reid 1-minus 3; Syracuse: Brisley Estime 4-40, Jarrod West 3-42, Ashton Broylid 3-27, Clay Cleveland 1-19, Chris Clark 1-4, Josh Parris 1-2, Jerome Smith 1-2, Sean Hickey 1-0, Rob Trudo 0-4.

MISSED FIELD GOALS - Maryland: Brad Craddock 42.

TACKLES - Maryland: Sean Davis 8-3-11, Abner Logan 6-4-10, Alex Twine 4-5-9, A.J. Hendy 3-4-7, Matt Robinsin 4-2-6; Syracuse: Ritchy Desir 5-6-11, Darius Kelly 7-1-8, Marquis Spruill 4-3-7, Dyshawn Davis 4-1-5, Durrell Eskridge 3-2-5.

ATT - 37,213. **WEATHER** - 56 degrees, clear.

The Associated Press contributed to all game recaps

Maryland	27
Virginia Tech	24 (OT)
Nov. 16, 2013	

BLACKSBURG, Va. - C.J. Brown ran for 122 yards, including a touchdown in overtime, and Maryland beat Virginia Tech 27-24 to become bowl eligible.

The Terrapins (6-4, 2-4) scored three consecutive touchdowns to open a commanding 21-7 lead, then held on after the Hokies pulled even with 9:32 to play in regulation. In the overtime, the Terps limited Virginia Tech (7-4, 4-3) to a field goal, then needed just four plays to cover the 25 yards, with Brown fittingly finishing it.

He finished with 122 yards on 23 carries and threw for 135 yards. Trailing 24-21, the Terps made quick work of the overtime.

Brandon Ross ran for 7 yards on first down, and 15 on second down, getting the ball to the Hokies 3. After Ross was stopped for no gain, Brown rolled left and dove for the end zone just inside the pylon.

The Hokies got the ball first in overtime, and got a huge assist from Maryland a pass interference call. That sent them up with first-and-goal at the 9, but three plays lost 5 yards and Eric Kristensen split the uprights from 31 yards for his first career field goal.

Maryland went ahead 21-7 with the opening drive of the second half, and did it quickly.

Brown hit Amba Etta-Tawo for 43 yards to get the ball to the Hokies 16, and Nigel King for the touchdown on the next play. The play to King was originally ruled an incomplete pass or drop, but the officials overturned it after review.

Brown's running ability gave the Terps a 14-7 lead. After he hit Etta-Tawo for 17 yards and a 15-yard roughing the passer against James Gayle was tackled on, Brown scrambled for 16 yards. He spiked the ball to stop the clock, ran 7 yards to get the ball to the Hokies 1 and took it in on the next play.

Maryland drew even in the second quarter when William Likely, who had returned the previous punt 37 yards, fielded a short punt at the 37, cut upfield and went 63 yards for a touchdown.

	1st	2nd	3rd	4th	OT	Final
MARYLAND (6-4, 2-4)	0	14	7	0	6	27
Virginia Tech (7-4, 4-3)	7	0	7	7	3	24

First Quarter
VT - Trey Edmunds 3 run (Eric Kristensen kick), 8:47

Second Quarter
MD - William Likely 63 punt return (Brad Craddock kick), 7:47
MD - C.J. Brown 1 run (Craddock kick), 0:17

Third Quarter
MD - Nigel King 16 pass fr C.J. Brown (Craddock kick), 12:58
VT - D.J. Coles 1 pass fr Logan Thomas (Kristensen kick), 10:03

Fourth Quarter
VT - Willie Byrn 5 pass fr Thomas (Kristensen kick), 9:32

Overtime
VT - FG Eric Kristensen 31
MD - C.J. Brown 3 run

	MD	VT
First Downs	15	15
Rushes-Yards	39-184	38-54
Comp-Att-Int	12-26-1	19-31-0
Passing Yards	135	210
Return Yards	106	13
Punts-Average	10-41.5	10-44.4
Fumbles-Lost	3-1	1-0
Penalties-Yards	4-39	4-35
Sacks By-Yards Lost	7-48	3-19
Time of Possession	26:00	34:00

INDIVIDUAL STATISTICS

RUSHING - Maryland: C.J. Brown 23-122-2, Brandon Ross 11-73, Jacquille Veii 1-minus 1, Albert Reid 3-minus 3, Team 1-minus 7; Virginia Tech: Trey Edmunds 16-61-1, J.C. Coleman 5-13, Demetri Knowles 1-3, Team 3-minus 6, Logan Thomas 13-minus 17.

PASSING - Maryland: C.J. Brown 12-25-1-135-1; Virginia Tech: Logan Thomas 19-31-0-210-2.

RECEIVING - Maryland: Nigel King 6-60-1, Amba Etta-Tawo 4-69, Malcolm Culmer 1-7, Brandon Ross 1-minus 1; Virginia Tech: Willie Byrn 6-69-1, Demetri Knowles 2-43, Kalvin Cline 2-34, Joshua Stanford 2-29, Trey Edmunds 2-20, D.J. Coles 2-13-1, Sam Rogers 2-7, Chris Mangus 1-minus 5.

MISSED FIELD GOALS - Virginia Tech: Eric Kristensen 34.

TACKLES - Maryland: Sean Davis 5-4-9, Andre Monroe 4-5-9, Cole Farrand 4-4-8, L.A. Goree 3-4-7, Alex Twine 4-2-6; Virginia Tech: Jack Tyler 6-5-11, Kendall Fuller 5-3-8, Tariq Edwards 2-6-8, Luther Maddy 3-3-6.

ATT - 64,686. **WEATHER** - 50 degrees, cloudy

Boston College	29
Maryland	26
Nov. 23, 2013	

COLLEGE PARK, Md. - Nate Freese kicked a second-chance, 52-yard field goal as time expired to give Boston College a 29-26 comeback victory over Maryland.

BC's Andre Williams scored two touchdowns and now has 2,073 yards on the ground this year. His 36-yard run in the closing seconds set up Freese's game winner.

Freese was wide left on his first try, but Maryland called a timeout just before the kick. Given a second opportunity, Freese put the ball through the uprights with the wind at his back.

It was the final ACC home game for the Terrapins, who will move to the Big Ten next season.

The Eagles trailed 24-13 before Williams ran 72 yards for a touchdown. Maryland appeared poised for the clinching score but lost a fumble at the Boston College 7. Chase Rettig then threw to Alex Amidon for a 74-yard score to make it 26-24.

But the conversion was blocked, and Maryland's Anthony Nixon took it the distance the other way to tie it with 5:02 left.

Maryland opened the second half with a 70-yard drive capped by a 33-yard touchdown pass from C.J. Brown to Amba Etta-Tawo for a 17-10 lead. The score came two plays after the Terrapins successfully gambled on a fourth-and-1 at the BC 34.

The Eagles closed to 17-13 late in the third quarter when Freese kicked a 19-yard field goal to end a march that lasted nearly seven minutes. The kick came after Boston College failed to get into the end zone on three runs - two by Williams, one by Rettig - from inside the Maryland 3.

The Terrapins went up by 11 on a 3-yard run by Brown with 10:52 to go. The score came after Bryce Jones mishandled a punt at the BC 33.

Late in the first quarter, Rettig was in shotgun formation when a low snap skipped past him. The quarterback chased down the ball and fumbled upon being tackled by Maryland linebacker Marcus Whitfield, who recovered at the BC 1. That set up a touchdown run by Albert Reid for a 10-3 lead.

The Eagles tied it when Williams scored on a 6-yard run after Manuel Asprilla blocked a punt inside the Maryland 10.

	1st	2nd	3rd	4th	-	Final
Boston Coll. (7-4, 4-3)	3	7	3	16	-	29
MARYLAND (6-5, 2-5)	10	0	7	9	-	26

First Quarter
BC - FG Nate Freese 22, 11:10
MD - FG Brad Craddock 43, 5:54
MD - Albert Reid 1 run (Craddock kick), 1:49

Second Quarter
BC - Andre Williams 6 run (Freese kick), 12:30

Third Quarter
MD - Amba Etta-Tawo 33 pass fr C.J. Brown (Craddock kick), 11:18
BC - FG Nate Freese 19, 1:09

Fourth Quarter
MD - C.J. Brown 3 run (Craddock kick), 10:52
BC - Andre Williams 72 run (Freese kick), 10:33
BC - Alex Amidon 74 pass fr Chase Rettig (kick blocked-DXP), 5:02
MD - Anthony Nixon DXP return with blocked kick, 5:02
BC - FG Nate Freese 52, 0:00

	MD	BC
First Downs	15	11
Rushes-Yards	34-100	40-254
Comp-Att-Int	19-31-0	6-15-1
Passing Yards	178	120
Return Yards	8	15
Punts-Average	9-34.0	5-43.4
Fumbles-Lost	1-1	2-2
Penalties-Yards	5-44	3-28
Sacks By-Yards Lost	1-0	4-16
Time of Possession	33:44	26:16

INDIVIDUAL STATISTICS

RUSHING - Maryland: Brandon Ross 11-44, C.J. Brown 12-22-1, Jacquille Veii 6-16, Kenneth Goins 1-10, Albert Reid 4-8-1; Boston College: Andre Williams 32-263-2, Myles Willis 4-9, Chase Rettig 4-minus 18.

PASSING - Maryland: C.J. Brown 19-31-0-178-1; Boston College: Chase Rettig 6-14-1-120-1, Team 0-1-0-0.

RECEIVING - Maryland: Levern Jacobs 7-44, Nigel King 5-42, Amba Etta-Tawo 4-57-1, Dave Stinebaugh 1-20, Albert Reid 1-13, Brandon Ross 1-2; Boston College: Alex Amidon 2-83-1, Dan Crimmins 2-15, Mike Naples 1-21, Jake Sinkovec 1-1.

MISSED FIELD GOALS - None.

TACKLES - Maryland: Alex Twine 4-6-10, Sean Davis 4-5-9, L.A. Goree 1-6-7, Matt Robinson 3-3-6, Anthony Nixon 1-5-6; Boston College: Steve Divitto 6-2-8, Josh Keyes 3-3-6, Justin Simmons 3-3-6, Bryce Jones 2-4-6, Steven Daniels 2-4-6.

ATT - 32,147. **WEATHER** - 43 degrees, cloudy

Maryland	41
NC State	21
Nov. 30, 2013	

RALEIGH, N.C. - C.J. Brown ran for three touchdowns and threw for two more, and Maryland beat North Carolina State 41-21 in its final Atlantic Coast Conference game.

Brown rushed for a season-high 138 yards with touchdowns of 49, 2 and 3 yards and was 13 of 25 for 259 yards passing with TDs of 53 yards to Nigel King and 27 to Albert Reid.

Maryland (7-5, 3-5) went up 34-7 by scoring on its first six possessions, and held on for its first seven-win season since 2010. The Terrapins are leaving the ACC for the Big Ten next season.

For NC State, Brandon Mitchell ran 3 yards for a TD and finished 21 of 31 for 200 yards with a 3-yard score to Tyler Purvis and a 5-yarder to Rashard Smith.

After taking a 7-0 lead on its opening possession, NC State netted zero total yards on its next five drives while making a series of blunders that Maryland had little trouble turning into points.

Brown became the first Terrapins player to rush for three touchdowns since D.J. Adams in the Military Bowl victory over East Carolina in 2010.

The Terps all but ended this one at halftime by reeling off 34 points in a row. Brad Craddock kicked the first of his two 33-yard field goals before Brown's long TD pass to King.

Brown then ran 49 yards through the heart of NC State's defense to make it 17-7 with 2:42 left in the first quarter.

Then, a snap that sailed over the head of NC State punter Wil Baumann's head for a 21-yard loss gave Maryland a short field at the Wolfpack 14 and set up a Craddock field goal.

Baumann shanked his next punt 24 yards and Brown added his short TD run to make it 27-7 with just under 9 minutes before halftime.

Brown then tackled on his third scoring run to make it 34-7 with 3:23 left in the half.

	1st	2nd	3rd	4th	-	Final
MARYLAND (7-5, 3-5)	17	17	7	0	-	41
NC State (3-9, 0-8)	7	7	7	0	-	21

First Quarter
NCS - Tyler Purvis 3 pass fr Brandon Mitchell (Niklas Sade kick), 10:54
MD - FG Brad Craddock 33, 7:37
MD - Nigel King 53 pass fr C.J. Brown (Craddock kick), 5:03
MD - C.J. Brown 49 run (Craddock kick), 2:42

Second Quarter
MD - FG Brad Craddock 33, 14:05
MD - C.J. Brown 2 run (Craddock kick), 8:59
MD - C.J. Brown 3 run (Craddock kick), 3:23
NCS - Rashard Smith 5 pass fr Mitchell (Sade kick), 1:18

Third Quarter
MD - Albert Reid 27 pass fr Brown (Craddock kick), 13:45
NCS - Brandon Mitchell 3 run (Sade kick), 11:58

	MD	NCS
First Downs	18	24
Rushes-Yards	38-173	54-151
Comp-Att-Int	13-25-0	21-31-0
Passing Yards	259	200
Return Yards	6	10
Punts-Average	4-38.5	5-41.0
Fumbles-Lost	2-1	0-0
Penalties-Yards	4-34	4-40
Sacks By-Yards Lost	6-45	0-0
Time of Possession	27:48	32:12

INDIVIDUAL STATISTICS

RUSHING - Maryland: C.J. Brown 15-138-3, Brandon Ross 18-31, Albert Reid 3-7, Team 2-minus 3; NC State: Shadrach Thornton 18-96, Brandon Mitchell 30-72-1, Rashard Smith 3-16, Tony Creecy 2-minus 6, Team 1-minus 27.

PASSING - Maryland: C.J. Brown 13-25-0-259-2; NC State: Brandon Mitchell 21-31-0-200-2.

RECEIVING - Maryland: Levern Jacobs 6-68, Amba Etta-Tawo 4-101, Nigel King 2-63-1, Albert Reid 1-27-1; NC State: Rashard Smith 6-67-1, Travares Copeland 5-10, Shadrach Thornton 4-13, Marquez Valdes-Scantling 2-23, Quintin Payton 1-54, Jumichael Ramos 1-21, David Grinnage 1-9, Tyler Purvis 1-3-1.

MISSED FIELD GOALS - None.

TACKLES - Maryland: Matt Robinson 8-9-17, William Likely 8-3-11, Anthony Nixon 6-3-9, Sean Davis 5-4-9, Cole Farrand 2-7-9; NC State: Brandon Pittman 4-4-8, Robert Caldwell 2-6-8, D.J. Green 3-4-7, Thomas Teal 1-5-6, Dontae Johnson 4-1-5.

ATT - 43,023. **WEATHER** - 47 degrees, partly cloudy

The Associated Press contributed to all game recaps

Game 13 (2013 Military Bowl)

Marshall	31
Maryland	20
Dec. 27, 2013	

ANNAPOLIS, Md. - Rakeem Cato threw for 337 yards and three touchdowns, and Marshall used two fourth-quarter scores to rally past Maryland 31-20 in the Military Bowl.

The Thundering Herd (10-4) trailed 20-17 before Cato brought them back. After directing a 63-yard march to put Marshall up 24-20 with 12:05 left, Cato clinched it with an 8-yard touchdown throw to Gator Hoskins with 3:42 to play.

Cato completed 28 of 44 passes - with no interceptions - to help Marshall reach double digits in wins for the first time since 2002.

Maryland (7-6) scored only one touchdown after halftime, taking its three-point lead on a 2-yard scoring pass from C.J. Brown to Dave Stinebaugh.

For the Terps, Brown threw for 197 yards and two touchdowns and rushed for 38 yards to become Maryland's single-season rushing leader for quarterbacks with 576 yards, surpassing his mark from 2011 (574).

Running back Brandon Ross rushed for 116 yards on 20 carries eclipsing the 100-yard mark for the second time this season and fourth time in his career. Wide receiver Levern Jacobs had seven catches for 100 yards and a 29-yard touchdown in the first quarter.

	1st	2nd	3rd	4th	-	Final
Marshall (10-4)	14	3	0	14	-	31
MARYLAND (7-6)	7	6	0	7	-	20

First Quarter

Mar - Tommy Shuler 1 pass fr Rakeem Cato (Justin Haig kick), 6:21
 MD - Levern Jacobs 29 pass fr C.J. Brown (Brad Craddock kick), 3:25
 Mar - Gator Hoskins 8 pass fr Cato (Haig kick), 0:34

Second Quarter

MD - FG Brad Craddock 25, 11:36
 Mar - FG Justin Haig 27, 9:26
 MD - FG Brad Craddock, 1:20

Fourth Quarter

MD - Dave Stinebaugh 2 pass fr Brown (Craddock kick), 14:56
 Mar - Essray Taliaferro 7 run (Haig kick), 12:05
 Mar - Gator Hoskins 8 pass fr Cato (Haig kick), 3:42

	MD	Mar
First Downs	18	24
Rushes-Yards	49-194	35-138
Comp-Att-Int	14-24-1	28-44-0
Passing Yards	197	337
Return Yards	0	29
Punts-Average	7-40.0	7-40.6
Fumbles-Lost	0-0	0-0
Penalties-Yards	5-45	6-55
Sacks By-Yards Lost	1-2	3-19
Time of Possession	33:22	26:38

INDIVIDUAL STATISTICS

RUSHING - Maryland: Brandon Ross 20-116, C.J. Brown 19-38, Levern Jacobs 4-26, Albert Reid 3-8, Kenneth Goins 1-3, Jacquille Veli 2-3; Marshall: Essray Taliaferro 19-81-1, Remi Watson 6-42, Rakeem Cato 7-15, Steward Butler 1-3, Team 2-minus 3.

PASSING - Maryland: C.J. Brown 14-24-1-197-2; Marshall: Rakeem Cato 28-44-0-337-3.

RECEIVING - Maryland: Levern Jacobs 7-100-1, Amba Etta-Tawo 2-51, Nigel King 2-22, Dave Stinebaugh 2-16-1, Brandon Ross 1-8; Marshall: Tommy Shuler 9-68-1, Gator Hoskins 6-104-2, Devon Smith 5-54, Craig Wilkins 3-35, Eric Frohnapfel 2-32, Davonte Allen 1-26, Essray Taliaferro 1-10, Devon Johnson 1-8.

MISSED FIELD GOALS - None.

TACKLES - Maryland: Sean Davis 9-1-10, Andre Monroe 7-3-10, William Likely 7-1-8, Isaac Goins 6-0-6, Anthony Nixon 5-1-6; Marshall: Evan McKelvey 7-2-9, Tiquan Lang 8-0-8, Alex Bazzie 6-1-7, Neville Hewitt 5-2-7.

ATT - 30, 163. **WEATHER** - 46 degrees, sunny.



The Associated Press contributed to all game recaps